



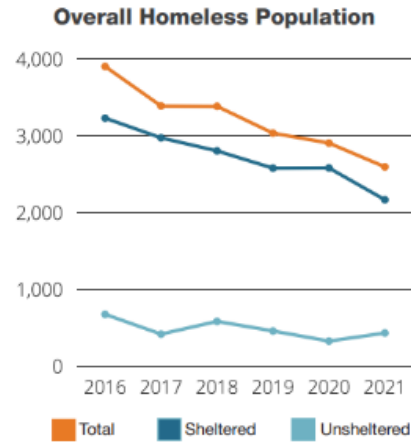
HOMELESSNESS SURVEY

UPDATED JANUARY 19, 2023

2021 POINT IN TIME COUNT

CONNECTICUT

In Connecticut in 2021, there were a total of 2,594 homeless individuals of which 429 were unsheltered. Of those that were sheltered, 1,845 were living in emergency shelters, 311 were in transitional housing, and 9 were residing in Safe Haven shelters. Compared to the 2020 PIT data for Connecticut, the total number of homeless individuals has decreased by over 10%, but the unsheltered homeless population has remained relatively constant for the last 3 years.

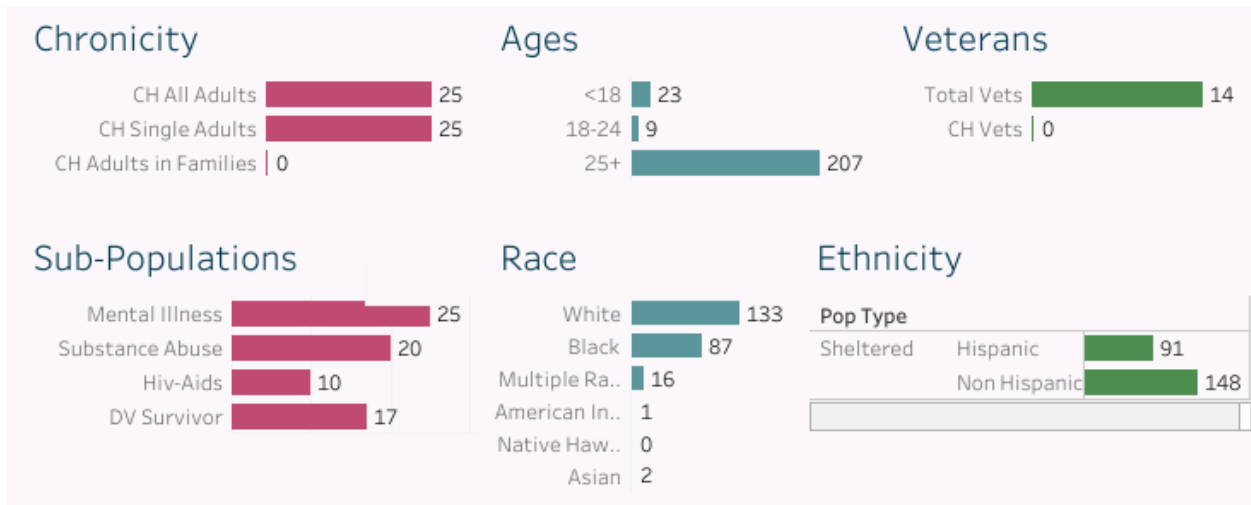


BRIDGEPORT

In 2021 there were a total of 239 sheltered homeless individuals in Bridgeport, 190 of which were in emergency shelters and 49 were in transitional housing. Due to the data collection methods for the PIT count, the number of unsheltered homeless is not available.



Of the data reported for Bridgeport, the majority of homeless individuals were adults over 25 years of age (207 individuals) and 23 were children under the age of 18. 25 adults reported being chronically homeless which is defined as experiencing homelessness for at least a year (or repeatedly) while struggling with a disabling condition (physical disability, mental disorder, substance use disorder). Sub-populations of homelessness included individuals with mental illness (25 individuals), substance use disorder (20 individuals), HIV-AIDS (10 individuals) and domestic violence survivors (17 individuals).

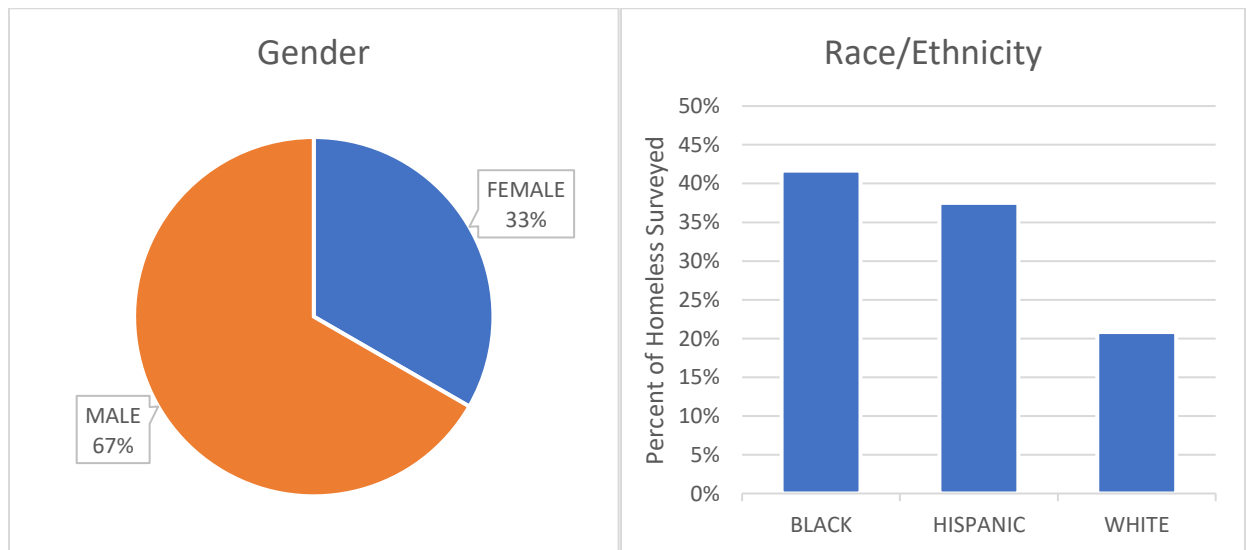


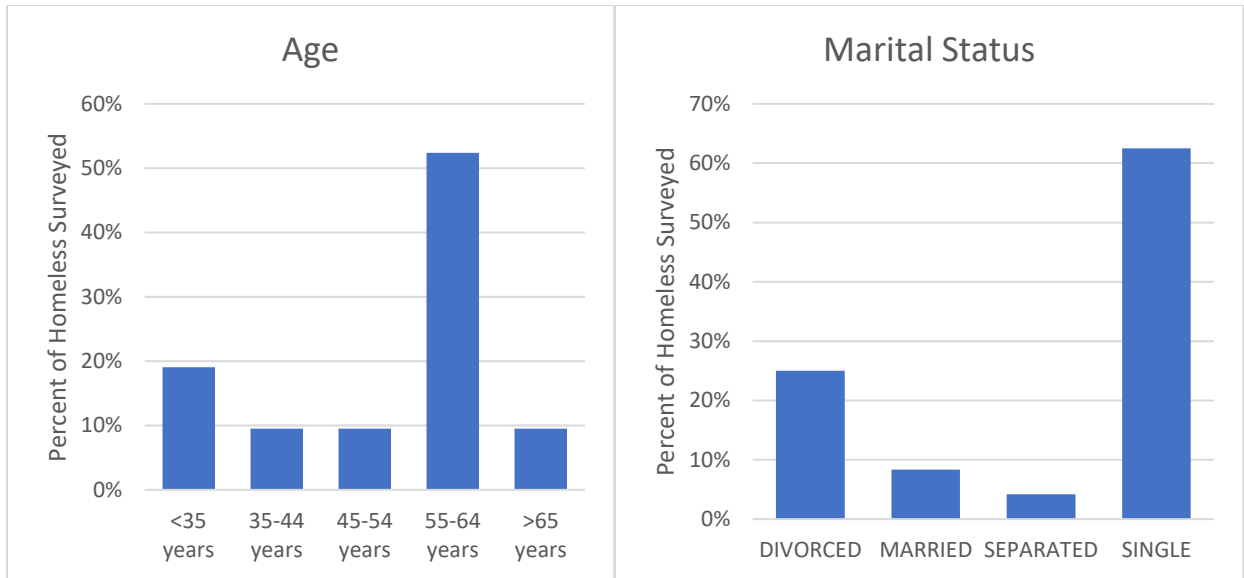
During the 2021 PIT data collection, 91 sheltered, homeless individuals identified as Hispanic. 133 indicated their race as White, 87 as Black, 16 as multiple races, 2 as Asian, and 1 as American Indian. The PIT data collection did not differentiate between Hispanic and non-Hispanic identifying individuals by race during their survey.

2022 BRIDGEPORT SURVEY RESULTS

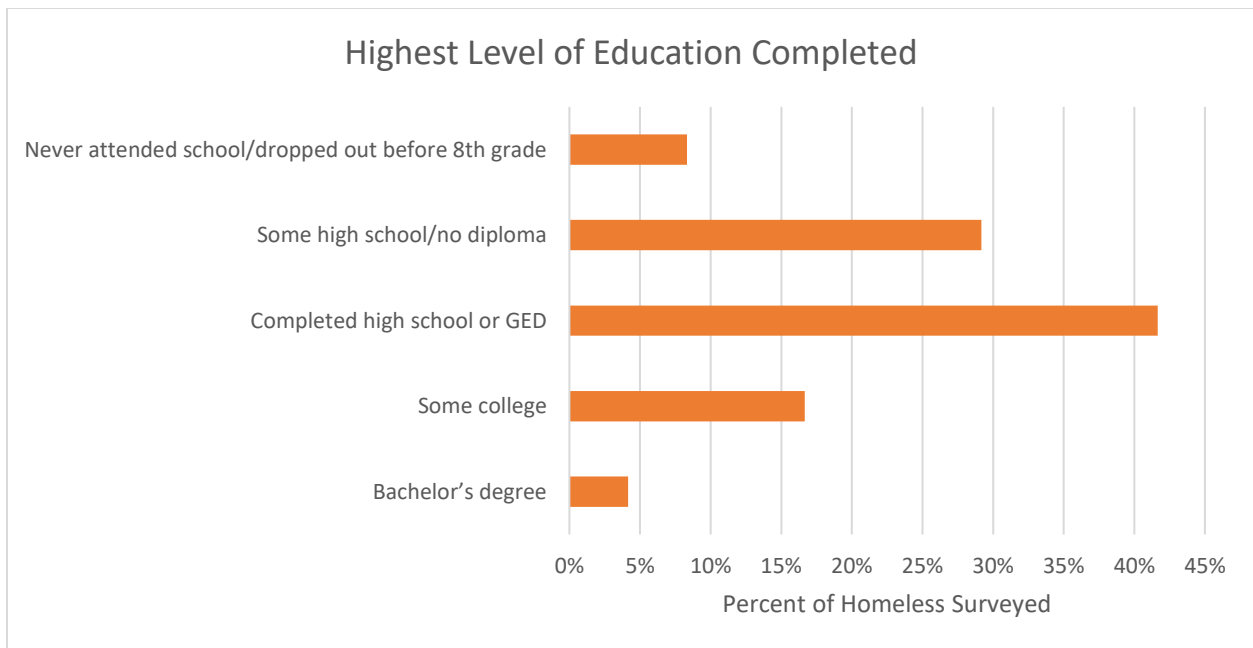
From October – December 2022, Health and Social Services employees surveyed the Bridgeport homeless population. While survey were conducted in many locations, many respondents were found at the Merton Center, Bridgeport Rescue Mission, McLevy Green, and at the tent community near Kossuth St and Stratford Ave prior to its dispersal.

Out of the survey respondents, 1/3 were female and 2/3 were male and the most prevalent race/ethnicity identified was Black (42%) followed by Hispanic (38%) and finally White (21%). Additionally, greater than 60% of the individuals surveyed were over the age of 55 years with the majority being 55-64 years old. When asked about their marital status, 63% were single (never married), 25% were divorced, 8% were married, and 4% were separated.



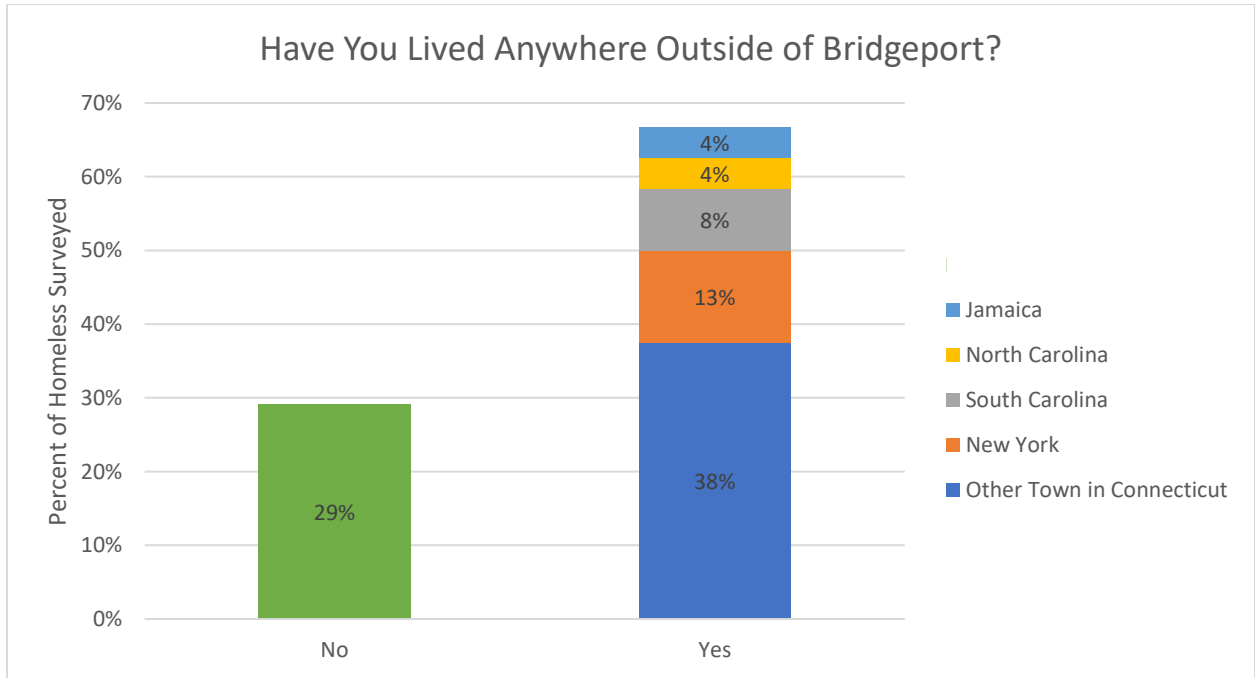


Individuals were asked to indicate their highest level of education completed, of which 42% had completed high school or obtained a general education degree (GED). 37% either did not complete high school or dropped out of school before the 8th grade and 21% either attended college or obtained a Bachelor’s degree. No respondents had obtained an Associates degree nor a graduate level degree.



Individuals were asked how long they have been homeless, and we found that 46% of surveyed individuals had been homeless for less than one year. This was split approximately equally between less than 6 months and 6 months to 1 year of homelessness. The next highest response was from individuals that have been homeless for greater than 5 years. When asked if they had ever lived outside of Bridgeport, 29% of respondents had not and of those that had, 38% had lived in other towns in Connecticut and 13% had previously lived in New York. This suggests that the large majority of homeless individuals in Bridgeport are local or from nearby towns. The most

prevalent reason for moving to Bridgeport, from the respondents that had lived elsewhere previously, was that they moved to be closer to family in Bridgeport.



CONNECTICUT HOMELESS MANAGEMENT INFORMATION SYSTEM (CTHMIS) DATA

Using the Connecticut Homeless Management Information System (CTHMIS) data was collected from the list of homeless individuals registered. The list was filtered to include individuals who were: from Fairfield County’s Coordinated Access Network (CAN); enrolled in programs in Bridgeport CT; and currently without housing as of January 19th, 2023. CTHMIS does not explicitly list individuals’ city of residence, but all the individuals in these data are enrolled in programs that are in Bridgeport, which makes it more likely that they are Bridgeport residents. However, it is not guaranteed that each of them are Bridgeport residents.

As of January 19th, 2023 there were 343 total homeless individuals in the CTHMIS database that met the above described conditions and were likely Bridgeport residents. On average,,these individuals were homeless for 7.6 months of the past 3 years.

Demographic Characteristics	Count	Percentage
Age		
18-24	89	26%
25-34	61	18%
35-44	53	15%
45-64	118	34%
65 or older	22	6%
Gender		
Male	192	56%
Female	151	44%
Disability Status		
Has a Disabling Condition	142	41%

DATA SOURCES

Connecticut Coalition to End Homelessness – PIT Results - <https://cceh.org/data/interactive/PITresults/>

Bridgeport Health Department Homelessness Survey

Connecticut’s Homeless Management Information System (CTHMIS)