

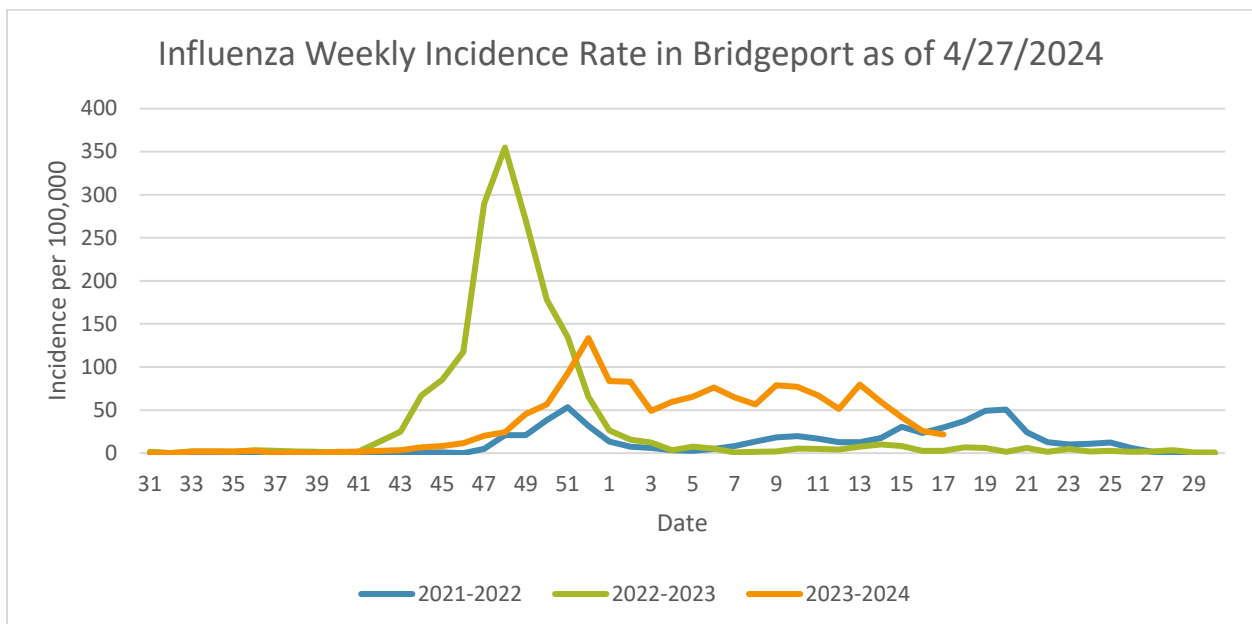
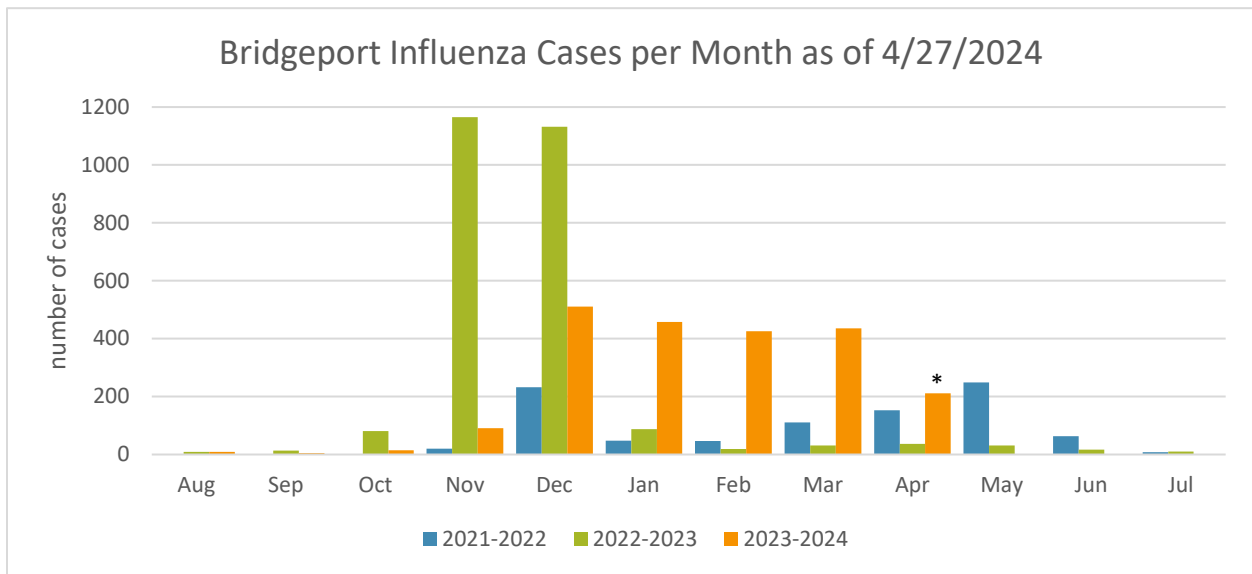


INFLUENZA EPI REPORT: 2023-2024

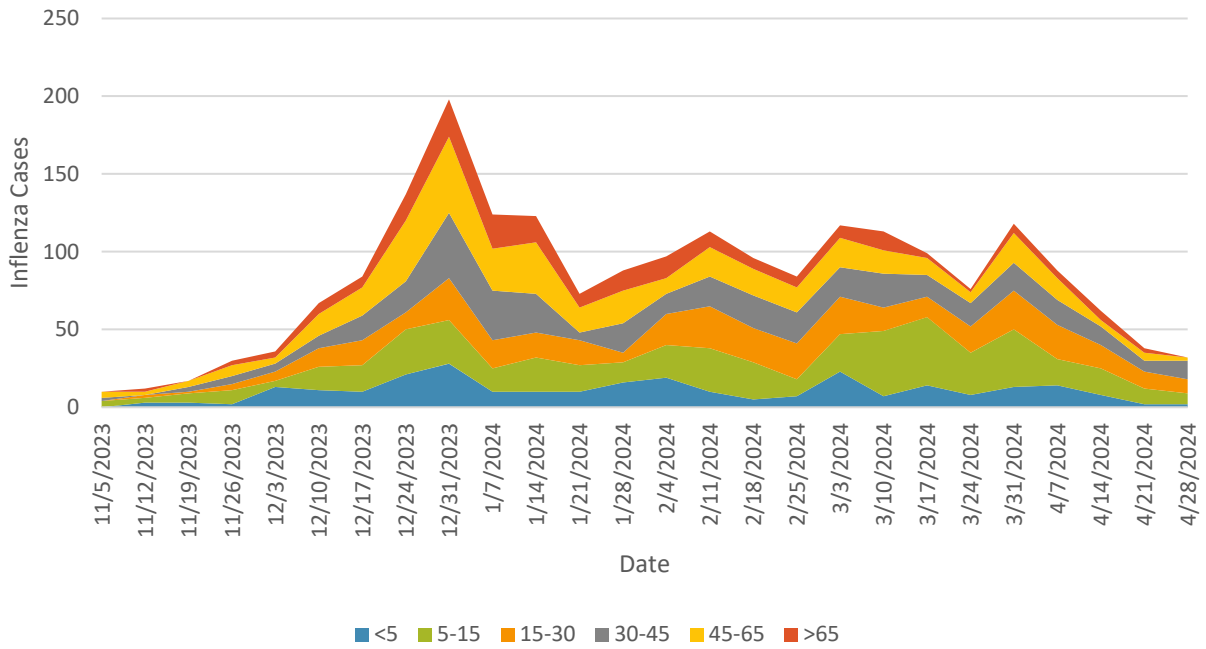
WEEK 17 – APRIL 27, 2024

BRIDGEPORT – CASES REPORTED THROUGH APRIL 27, 2024

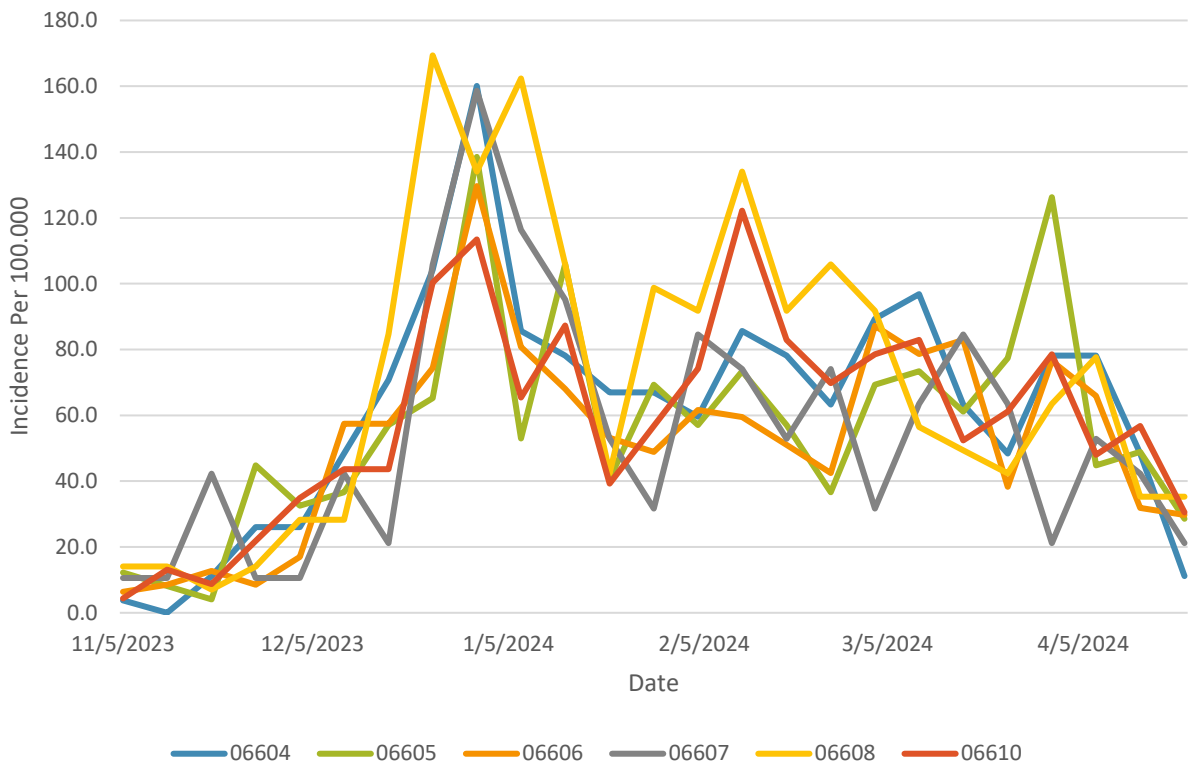
NEW CASES THIS WEEK	PERCENT CHANGE SINCE PREVIOUS WEEK	TOTAL CASES (SINCE 10/01/2023)
32	↓ 15.8%	2,146

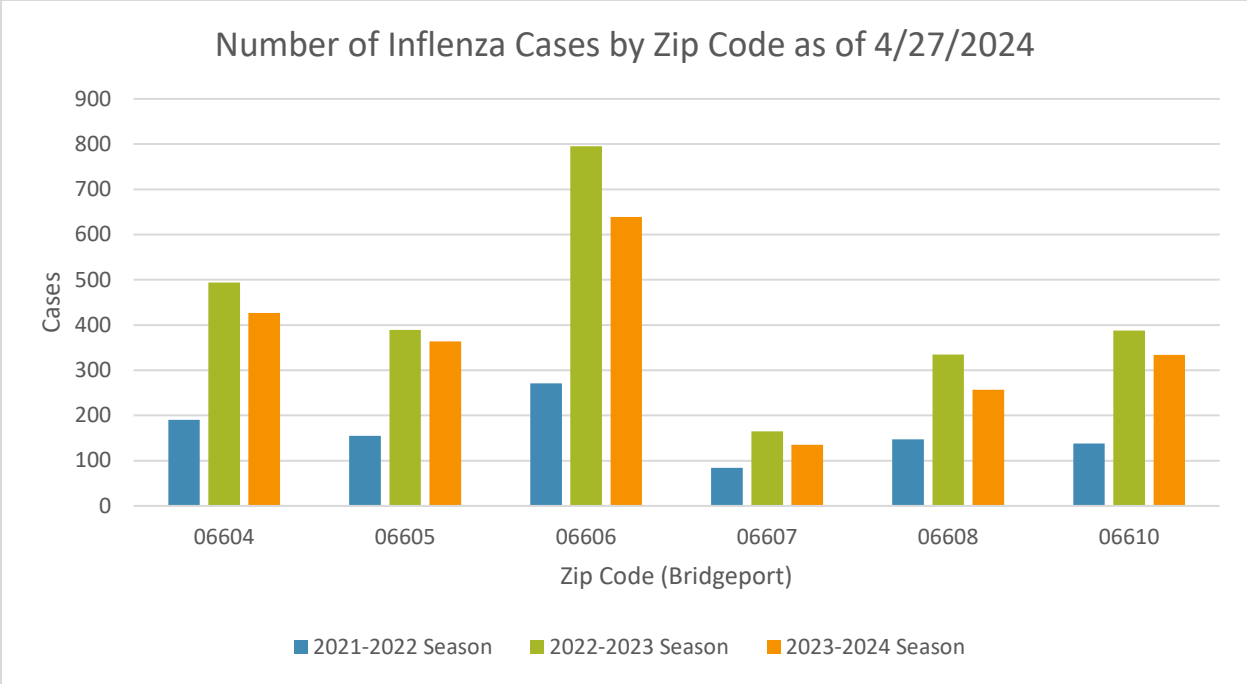


Weekly Number of New Influenza Cases by Age
2022-2023 Season

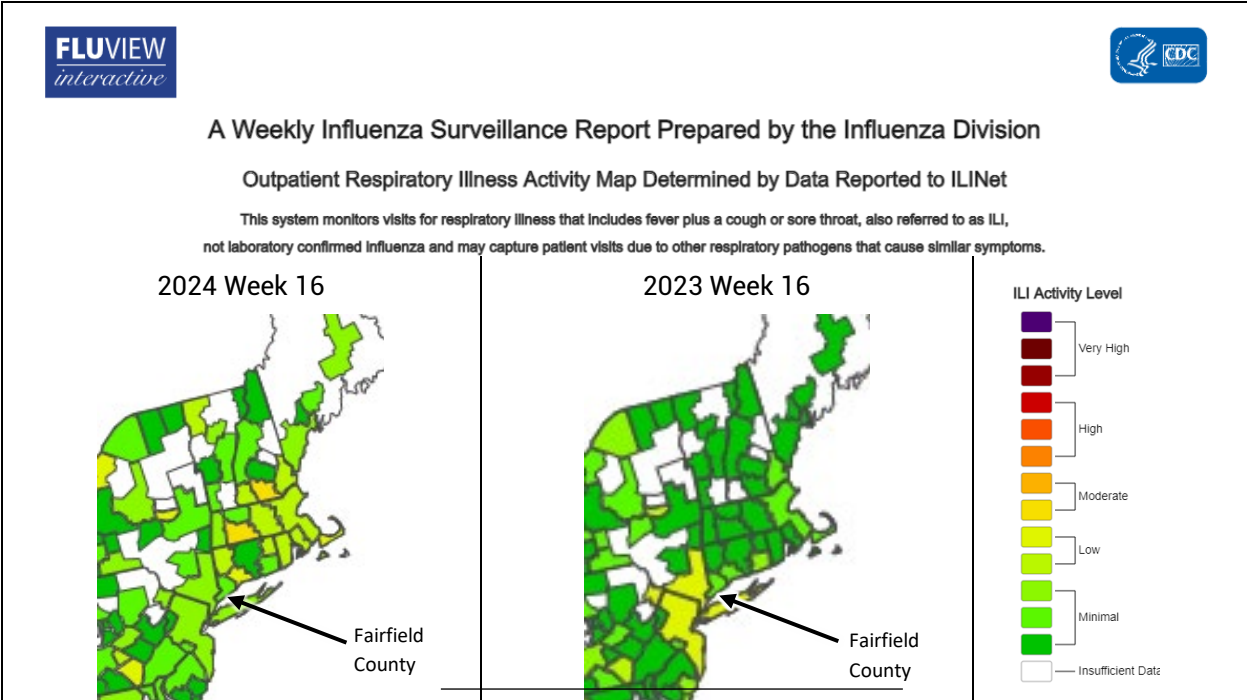


Weekly Incidence Rate by Zip Code





CONNECTICUT – WEEK 16 ENDING APRIL 20, 2024



	Week ending 4/20/2024	Total this season
<i>CT Influenza Cases</i>	527	33,407
<i>CT Influenza Hospitalizations</i>	70	2,129
<i>CT Influenza Deaths</i>	1	103

NATIONAL INFLUENZA MAPS PAST SEASON COMPARISON 2020-2024

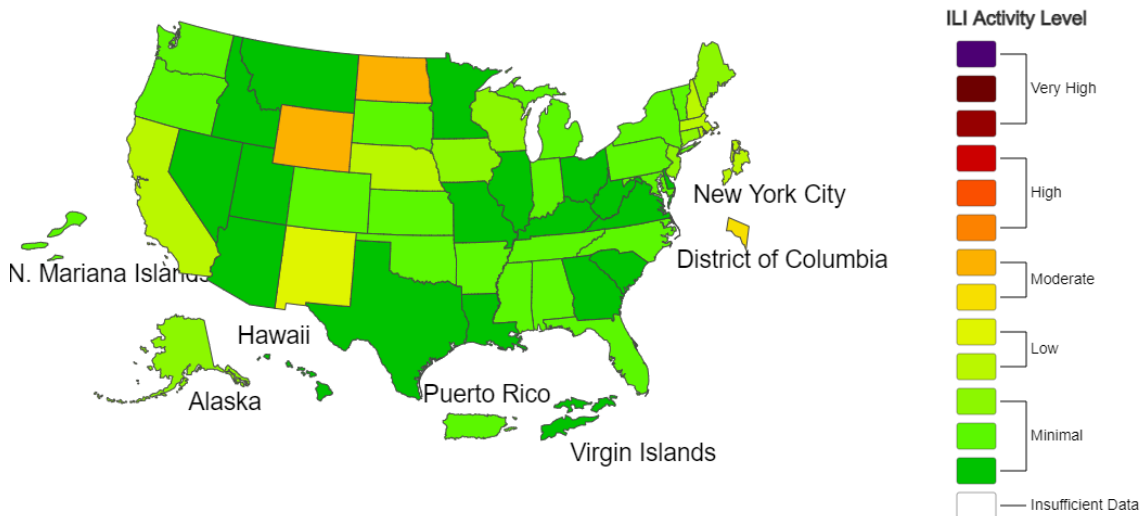


A Weekly Influenza Surveillance Report Prepared by the Influenza Division

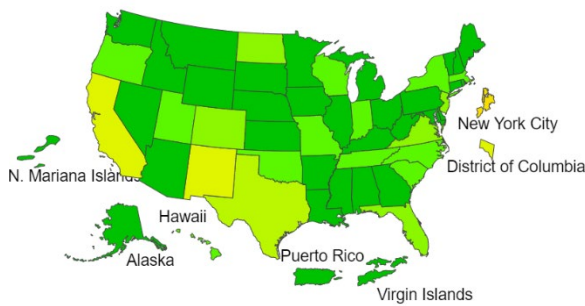
Outpatient Respiratory Illness Activity Map Determined by Data Reported to ILINet

This system monitors visits for respiratory illness that includes fever plus a cough or sore throat, also referred to as ILI, not laboratory confirmed influenza and may capture patient visits due to other respiratory pathogens that cause similar symptoms.

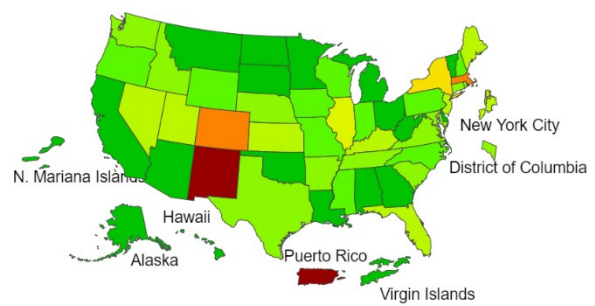
2023-24 Influenza Season Week 16 ending Apr 20, 2024



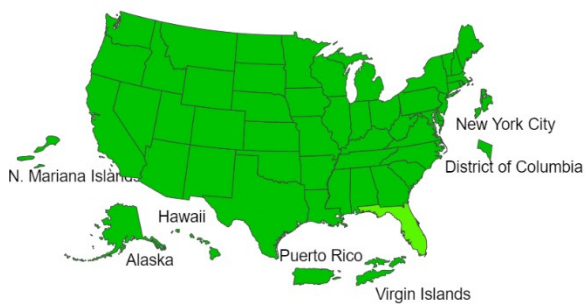
2022-23 Influenza Season Week 16 ending Apr 22, 2023



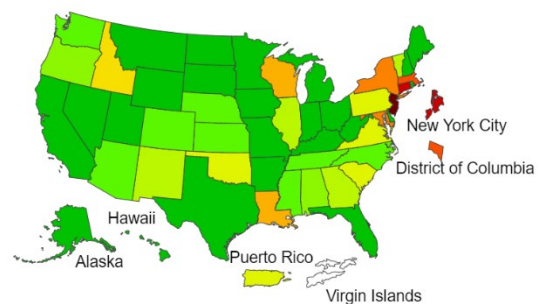
2021-22 Influenza Season Week 16 ending Apr 23, 2022



2020-21 Influenza Season Week 16 ending Apr 24, 2021



2019-20 Influenza Season Week 16 ending Apr 18, 2020



*This map uses the proportion of outpatient visits to healthcare providers for influenza-like illness to measure the ILI activity level within a state. It does not, however, measure the extent of geographic spread of flu within a state. Therefore, outbreaks occurring in a single city could cause the state to display high activity levels.

*Data collected in ILINet may disproportionately represent certain populations within a state, and therefore may not accurately depict the full picture of influenza activity for the whole state.

*Data displayed in this map are based on data collected in ILINet, whereas the State and Territorial flu activity map are based on reports from state and territorial epidemiologists. The data presented in this map is preliminary and may change as more data is received.

*Differences in the data presented by CDC and state health departments likely represent differing levels of data completeness with data presented by the state likely being the more complete.

PRECAUTIONS TO TAKE

- Get vaccinated every flu season
- Cover your coughs and sneezes
- Wash your hands often
- Avoid touching your eyes, nose, and mouth
- Clean and disinfect surfaces that may be contaminated with the flu virus
- Avoid close contact with people who are sick and if you are sick limit contact with others
- If you have the flu, stay home for at least 24 hours after the fever is gone (except to get medical care or other necessities) without fever-reducing medication
- Take antiviral drugs if your doctor prescribes them

MORE INFORMATION

[How does the flu make you sick? \(video\)](#)

[What should you do if you have the flu? \(video\)](#)

[Is it the flu or COVID-19? \(website\)](#)

[Flu Vaccine Information \(website\)](#)



DATA SOURCES

- CTEDSS – Bridgeport Influenza Cases
- [CT DPH Weekly Viral Respiratory Disease Update](#)
- [CDC FluView – Weekly Influenza Summary](#)