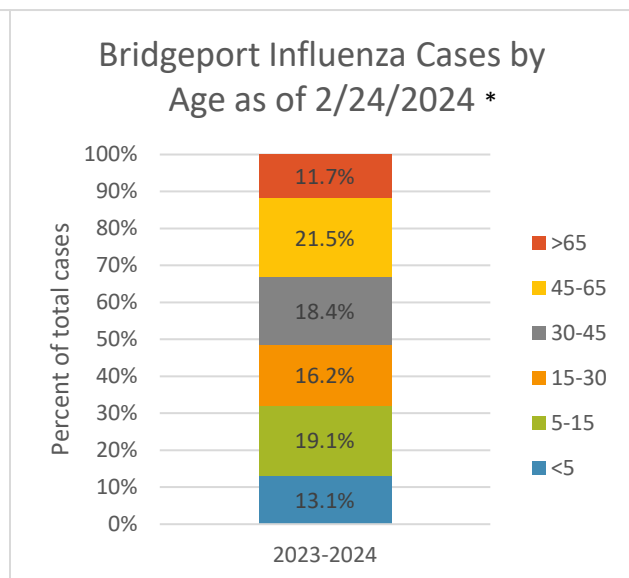
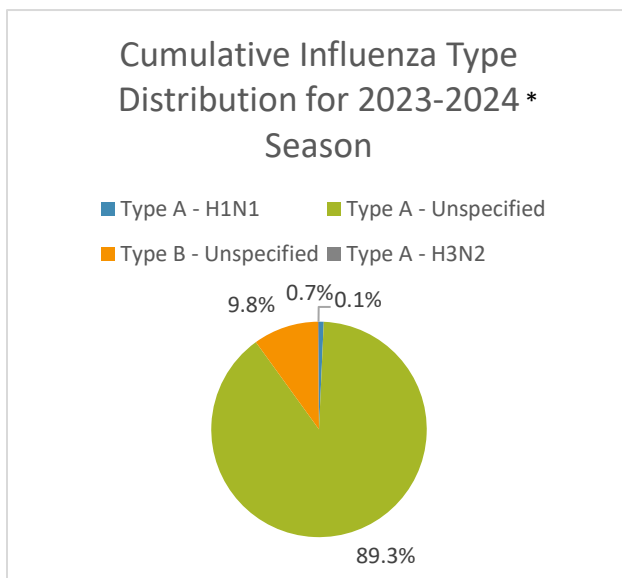
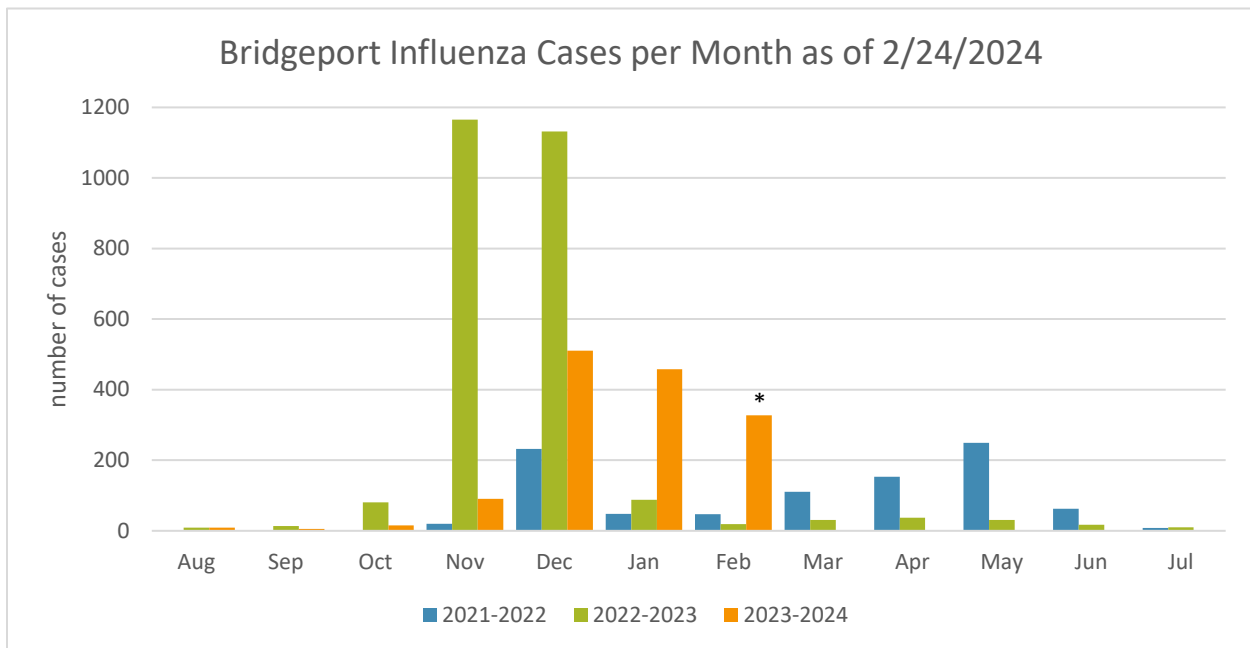


INFLUENZA EPI REPORT: 2023-2024

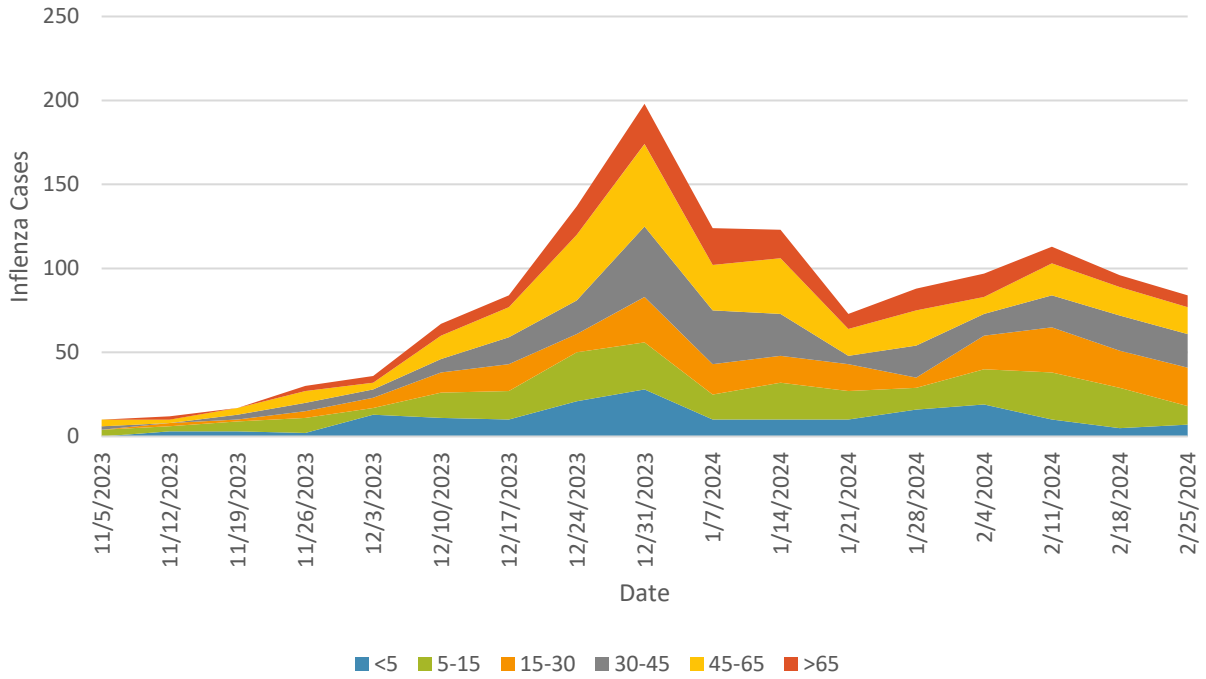
WEEK 8 – FEBRUARY 24, 2024

BRIDGEPORT – CASES REPORTED THROUGH FEBRUARY 24, 2024

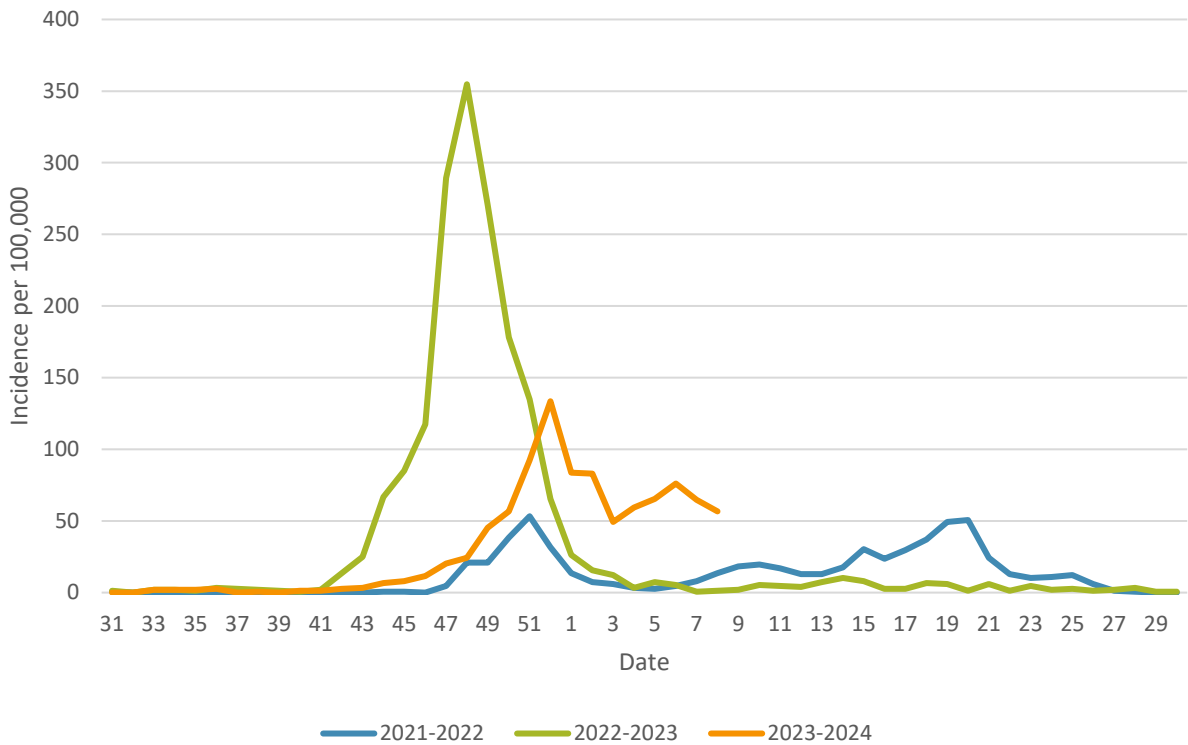
NEW CASES THIS WEEK	PERCENT CHANGE SINCE PREVIOUS WEEK	TOTAL CASES (SINCE 10/01/2023)
84	↓ 12.5%	1,402



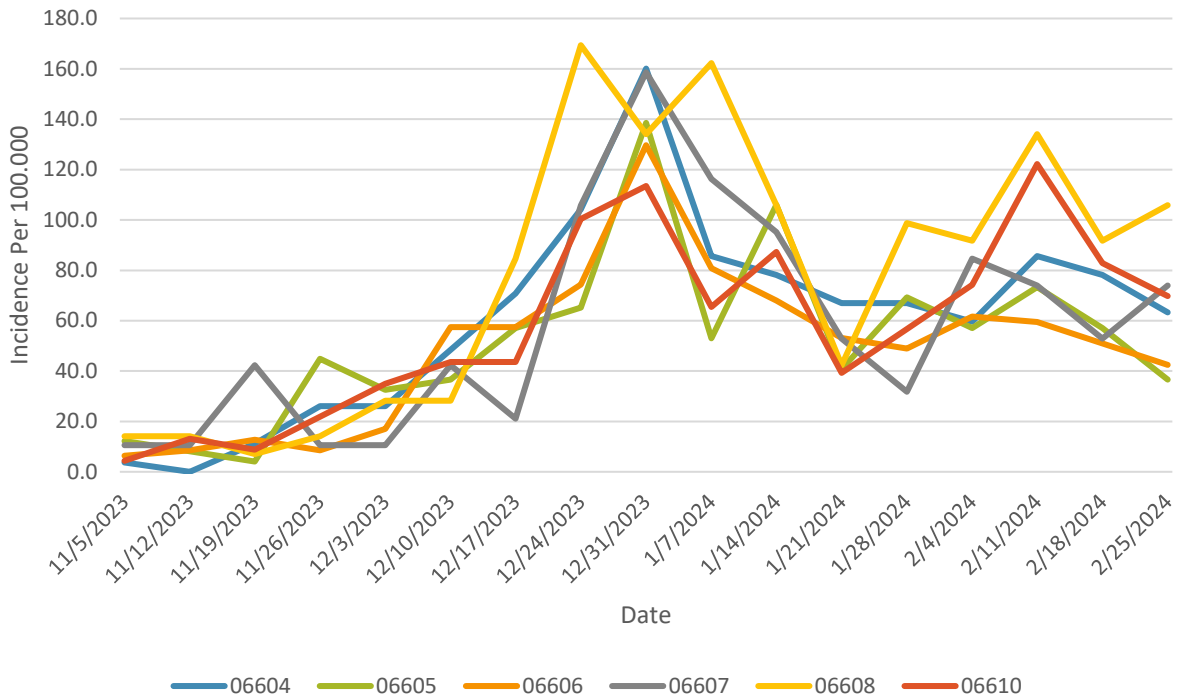
Weekly Number of New Influenza Cases by Age
2022-2023 Season (11/5/2023 - 2/24/2024)



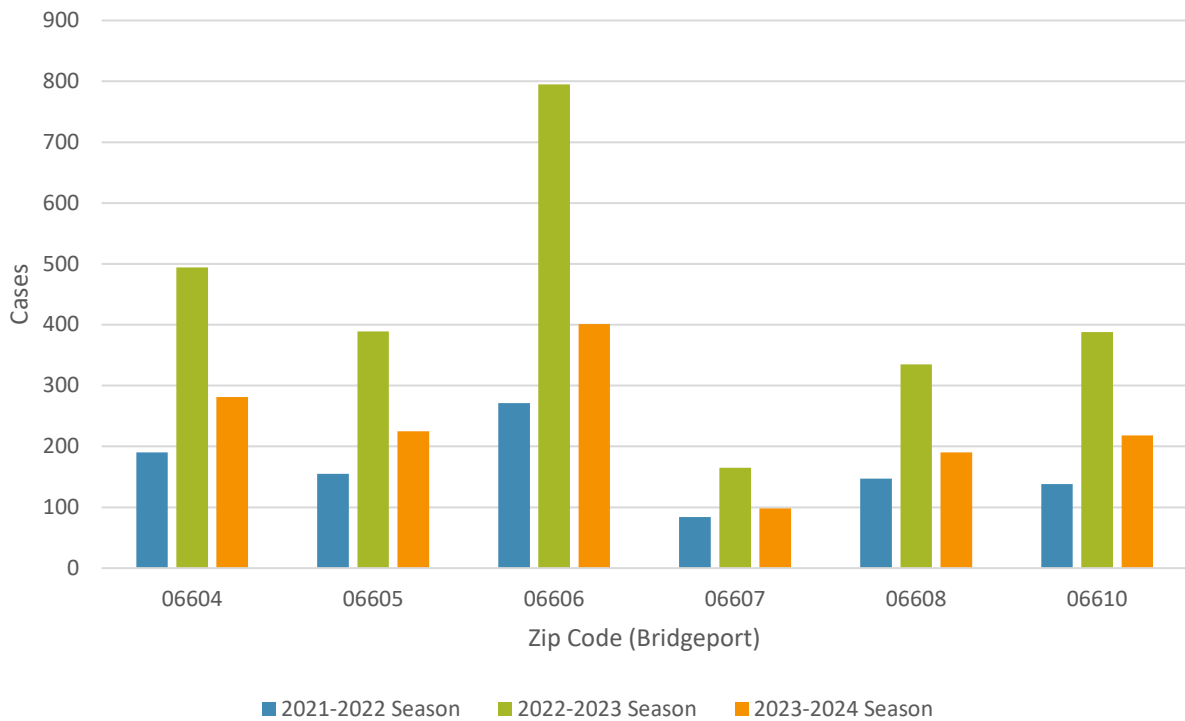
Influenza Weekly Incidence Rate in Bridgeport as of 2/24/2024



Weekly Incidence Rate by Zip Code
2022-2023 Season (11/5/2023 - 2/24/2024)



Number of Influenza Cases by Zip Code as of 2/24/2024 *

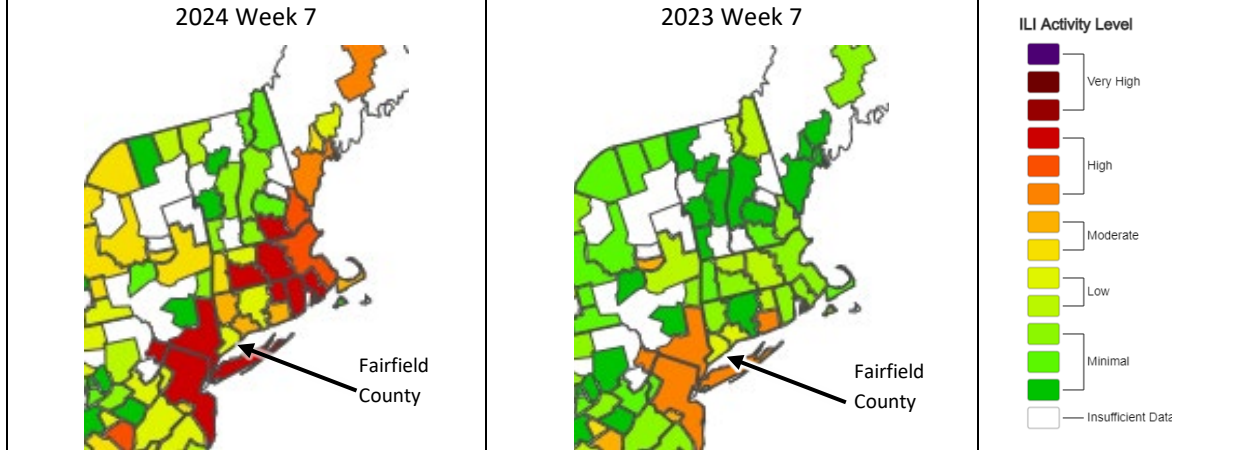




A Weekly Influenza Surveillance Report Prepared by the Influenza Division

Outpatient Respiratory Illness Activity Map Determined by Data Reported to ILINet

This system monitors visits for respiratory illness that includes fever plus a cough or sore throat, also referred to as ILI, not laboratory confirmed influenza and may capture patient visits due to other respiratory pathogens that cause similar symptoms.



	Week ending 2/10/2024	Total this season
<i>CT Influenza Cases</i>	1,094	18,346
<i>CT Influenza Hospitalizations</i>	64	1,139
<i>CT Influenza Deaths</i>	2	66

NATIONAL INFLUENZA MAPS PAST SEASON COMPARISON 2019-2023

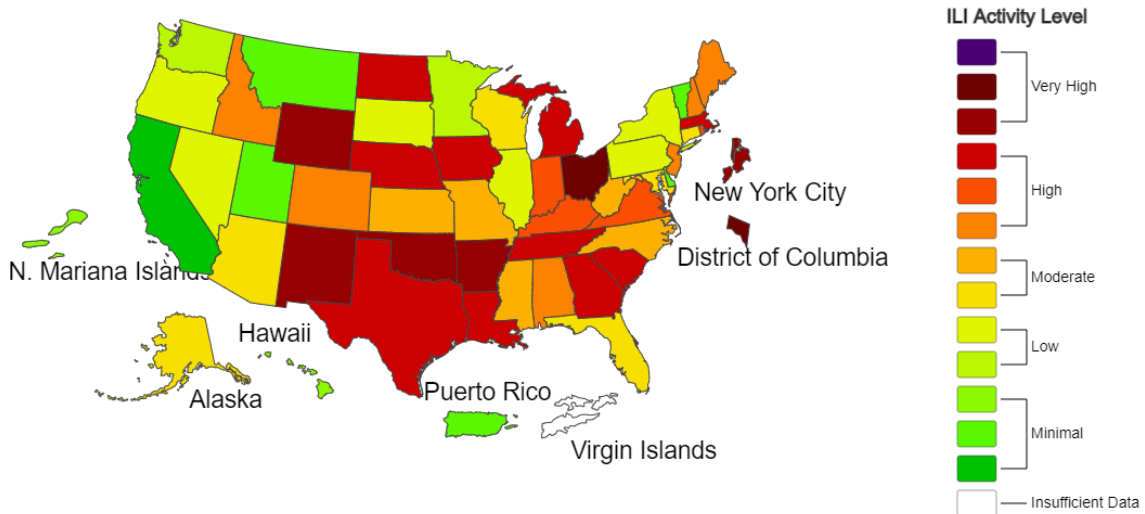


A Weekly Influenza Surveillance Report Prepared by the Influenza Division

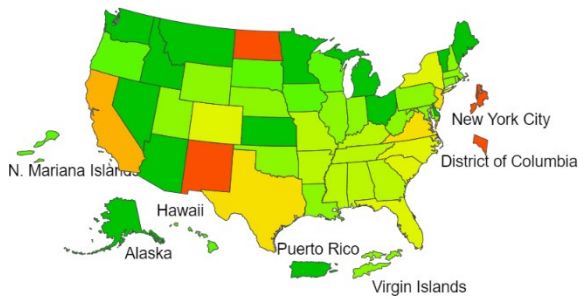
Outpatient Respiratory Illness Activity Map Determined by Data Reported to ILINet

This system monitors visits for respiratory illness that includes fever plus a cough or sore throat, also referred to as ILI, not laboratory confirmed influenza and may capture patient visits due to other respiratory pathogens that cause similar symptoms.

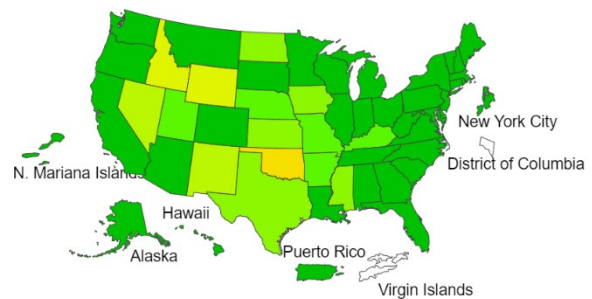
2023-24 Influenza Season Week 7 ending Feb 17, 2024



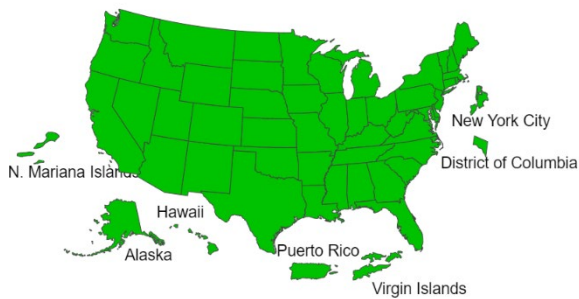
2022-23 Influenza Season Week 7 ending Feb 18, 2023



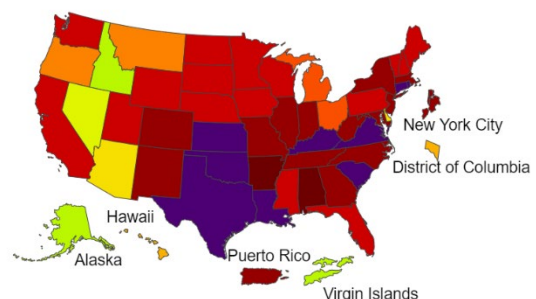
2021-22 Influenza Season Week 7 ending Feb 19, 2022



2020-21 Influenza Season Week 7 ending Feb 20, 2021



2019-20 Influenza Season Week 7 ending Feb 15, 2020



*This map uses the proportion of outpatient visits to healthcare providers for influenza-like illness to measure the ILI activity level within a state. It does not, however, measure the extent of geographic spread of flu within a state. Therefore, outbreaks occurring in a single city could cause the state to display high activity levels.

*Data collected in ILINet may disproportionately represent certain populations within a state, and therefore may not accurately depict the full picture of influenza activity for the whole state.

*Data displayed in this map are based on data collected in ILINet, whereas the State and Territorial flu activity map are based on reports from state and territorial epidemiologists. The data presented in this map is preliminary and may change as more data is received.

*Differences in the data presented by CDC and state health departments likely represent differing levels of data completeness with data presented by the state likely being the more complete.

SUMMARY

There were 84 new laboratory confirmed cases of influenza reported in Bridgeport for the week ending 2/24/2024; this is a 12.5% decrease as compared to the previous week, bringing the total number of cases since 10/01/2023 to 1,402 for Bridgeport. Cases continue to impact the 45-65 year age group more heavily than any other (with 21.5% of the reported cases), with the 5-15 year age group as the second most impacted (with 19.1% of the reported cases). The incidence rate decreased from last week (64.7 per 100,000 to 56.7 per 100,000). By zip code, 06607 and 06608 experienced an increase in incidence rate while all other zip codes saw a decrease in incidence rate.

For the week ending February 17, 2024 there were approximately 1,094 new influenza cases in Connecticut, 64 hospitalizations, and 2 deaths. Fairfield County has decreased to low levels of influenza like illness (ILI) activity.

Connecticut was at moderate levels of ILI activity for the week ending February 17, 2024. Nationally, there were 7 states/regions at very high ILI activity levels, 20 states/regions at high levels, and 11 states/regions at moderate levels.

PRECAUTIONS TO TAKE

- Get vaccinated every flu season
- Cover your coughs and sneezes
- Wash your hands often
- Avoid touching your eyes, nose, and mouth
- Clean and disinfect surfaces that may be contaminated with the flu virus
- Avoid close contact with people who are sick and if you are sick limit contact with others
- If you have the flu, stay home for at least 24 hours after the fever is gone (except to get medical care or other necessities) without fever-reducing medication
- Take antiviral drugs if your doctor prescribes them

MORE INFORMATION

[How does the flu make you sick? \(video\)](#)

[What should you do if you have the flu? \(video\)](#)

[Is it the flu or COVID-19? \(website\)](#)

[Flu Vaccine Information \(website\)](#)



DATA SOURCES

- CTEDSS – Bridgeport Influenza Cases

Updated February 26, 2024

*data are incomplete

- [CT DPH Weekly Viral Respiratory Disease Update](#)
- [CDC FluView – Weekly Influenza Summary](#)