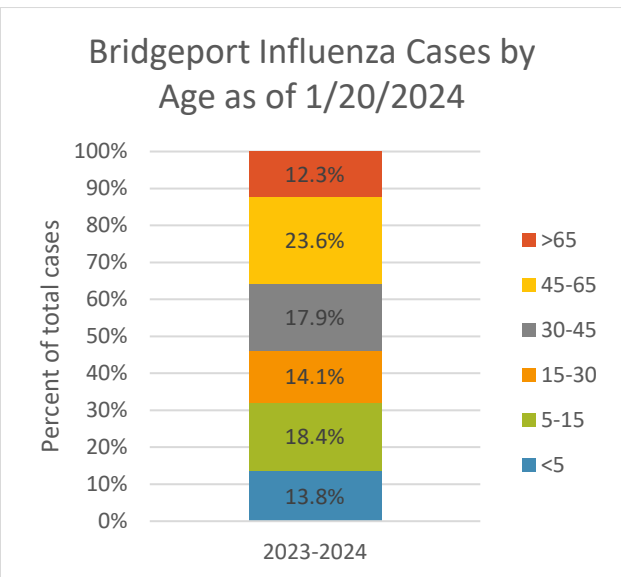
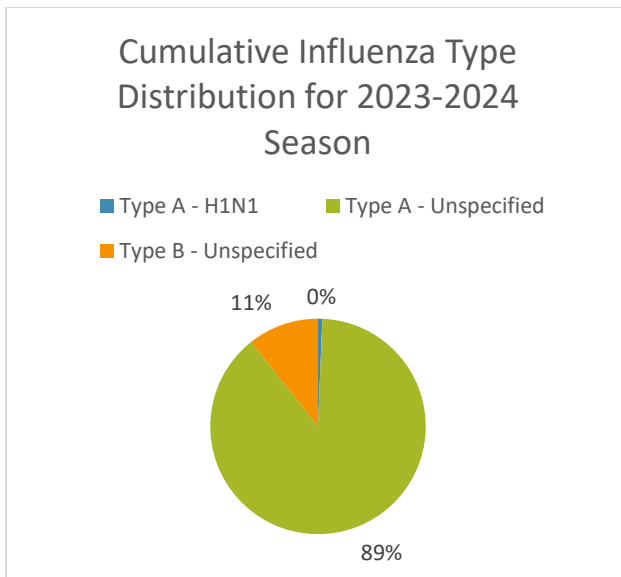
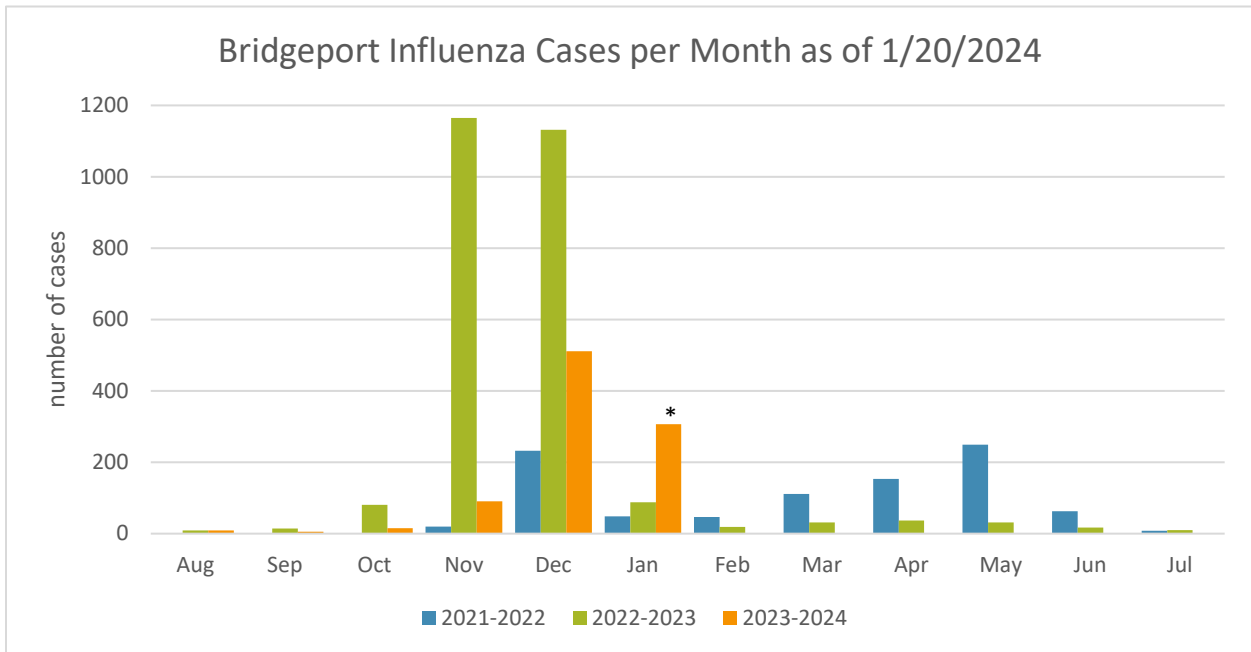


# INFLUENZA EPI REPORT: 2023-2024

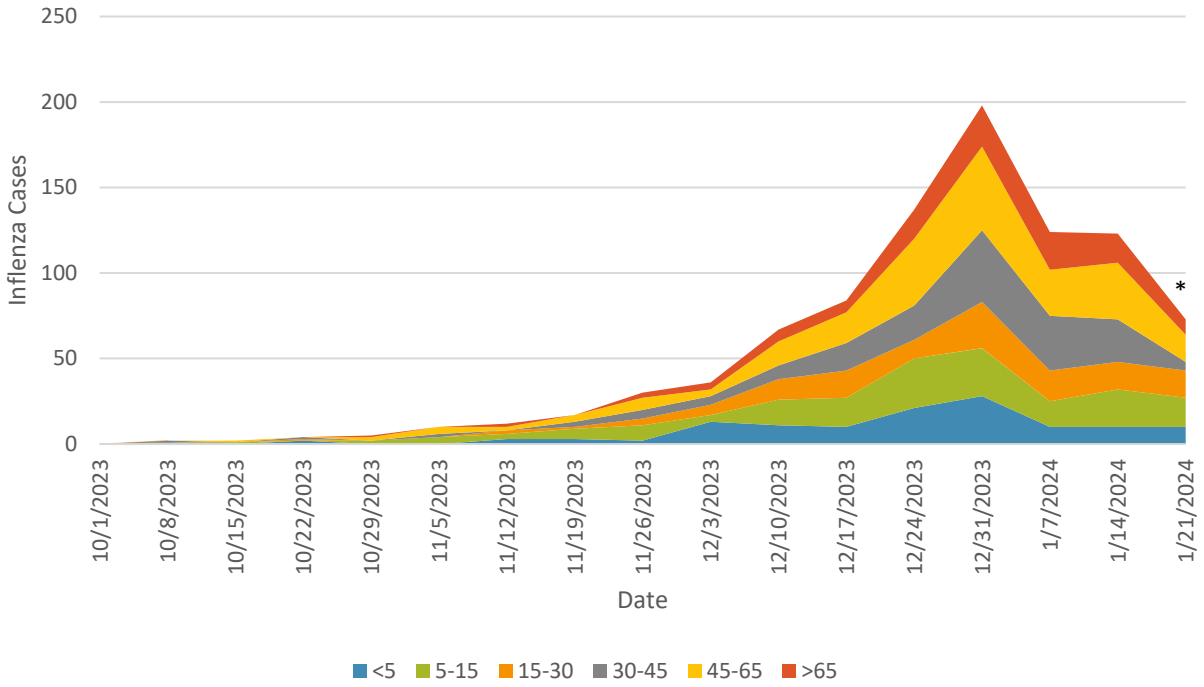
WEEK 3 – JANUARY 20, 2024

## BRIDGEPORT – CASES REPORTED THROUGH JANUARY 20, 2024

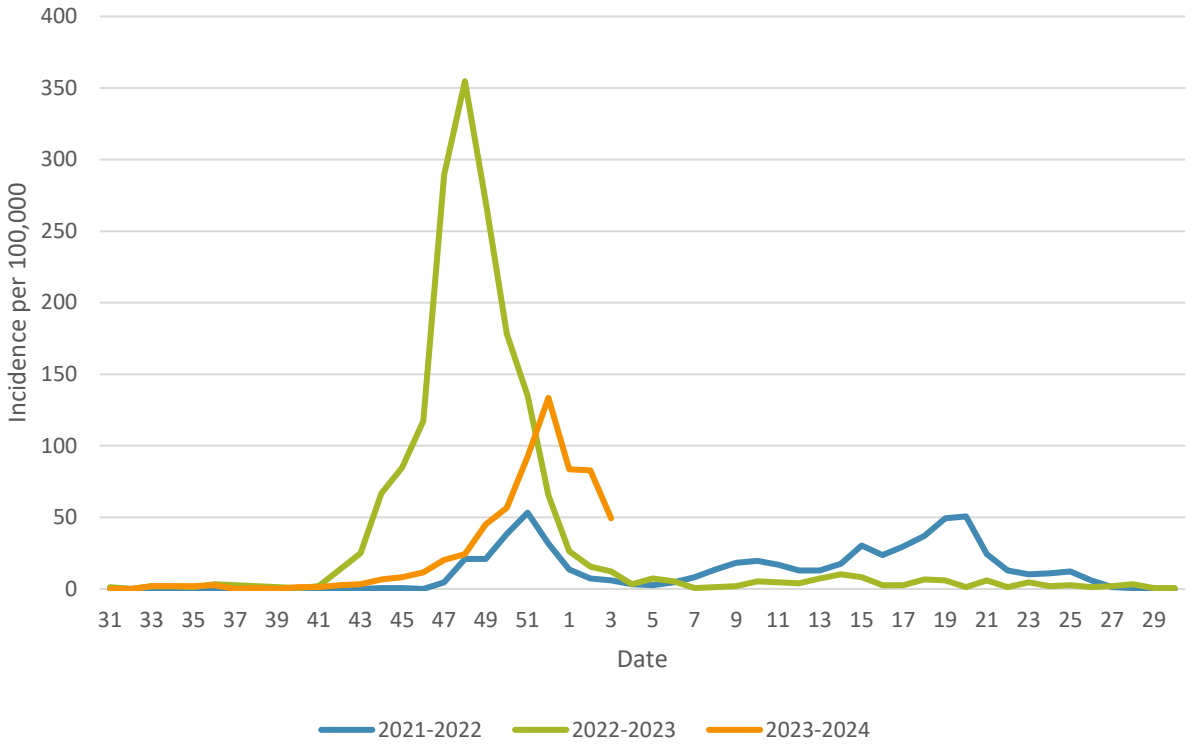
NEW CASES THIS WEEK	PERCENT CHANGE SINCE PREVIOUS WEEK	TOTAL CASES (SINCE 10/01/2023)
73	↓ 40.7%	924

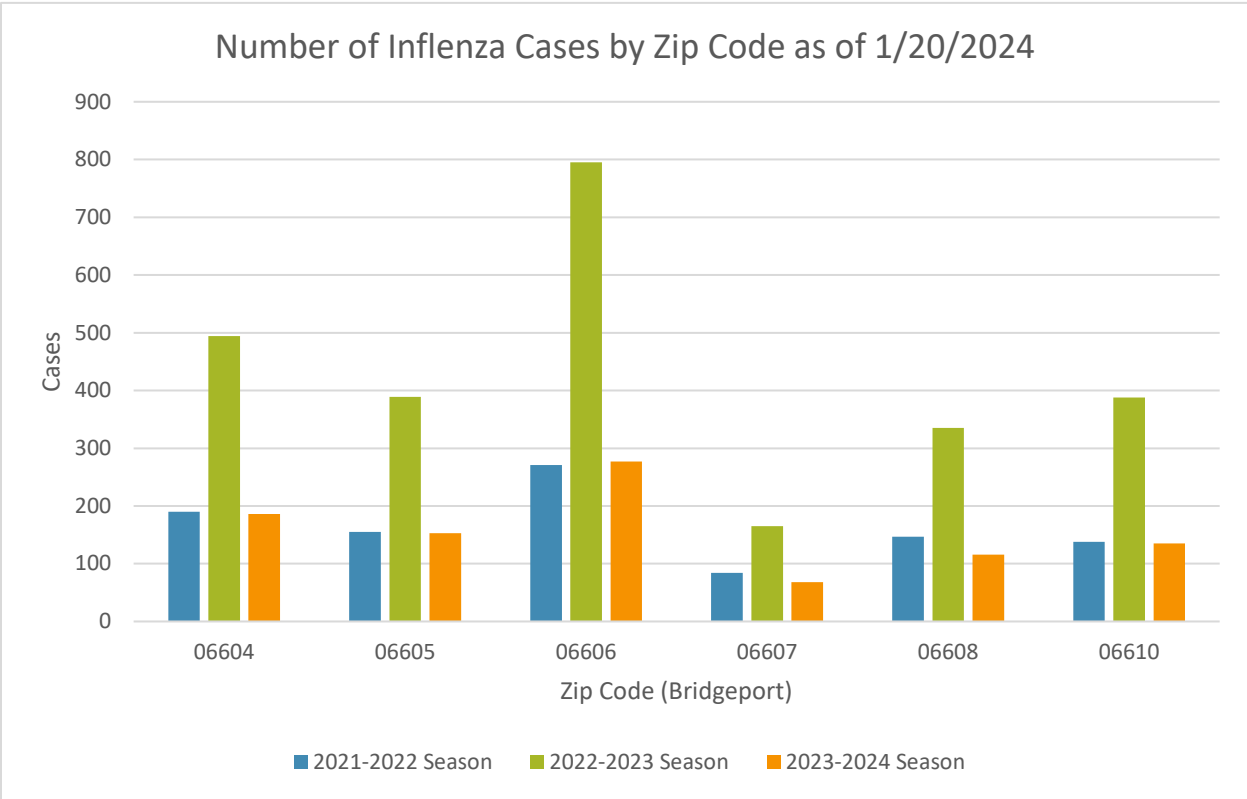
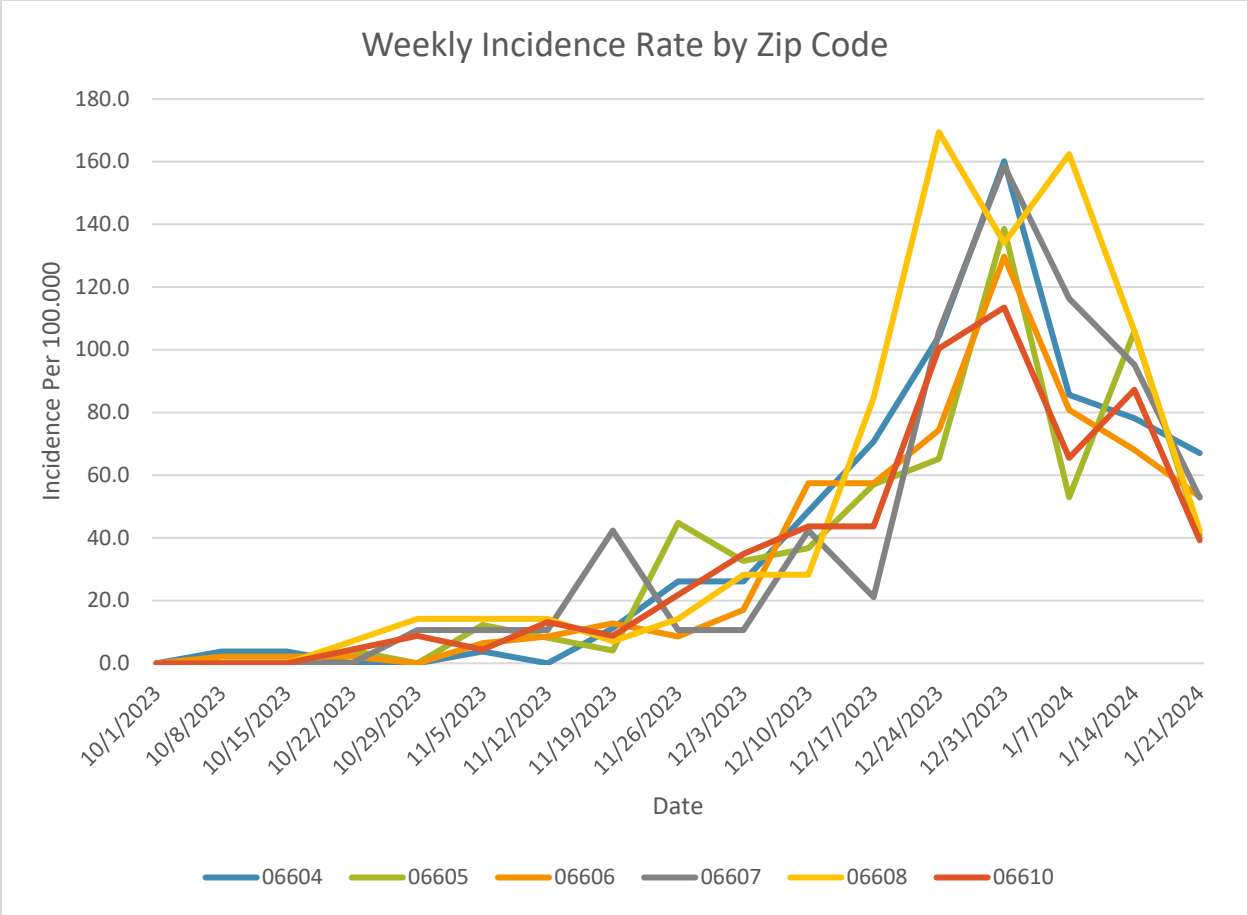


Weekly Number of New Influenza Cases by Age  
2022-2023 Season



Influenza Weekly Incidence Rate in Bridgeport as of 1/20/2024





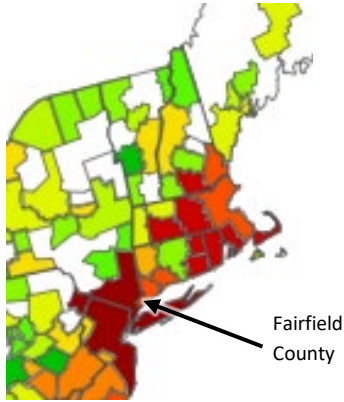


A Weekly Influenza Surveillance Report Prepared by the Influenza Division

Outpatient Respiratory Illness Activity Map Determined by Data Reported to ILINet

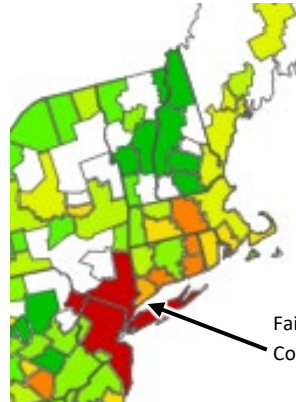
This system monitors visits for respiratory illness that includes fever plus a cough or sore throat, also referred to as ILI, not laboratory confirmed influenza and may capture patient visits due to other respiratory pathogens that cause similar symptoms.

2024 Week 2



Fairfield County

2023 Week 2



Fairfield County

ILI Activity Level



	Week ending 1/13/2024	Total this season
CT Influenza Cases	1,659	11,348
CT Influenza Hospitalizations	106	751
CT Influenza Deaths	5	38

NATIONAL INFLUENZA MAPS PAST SEASON COMPARISON 2019-2023

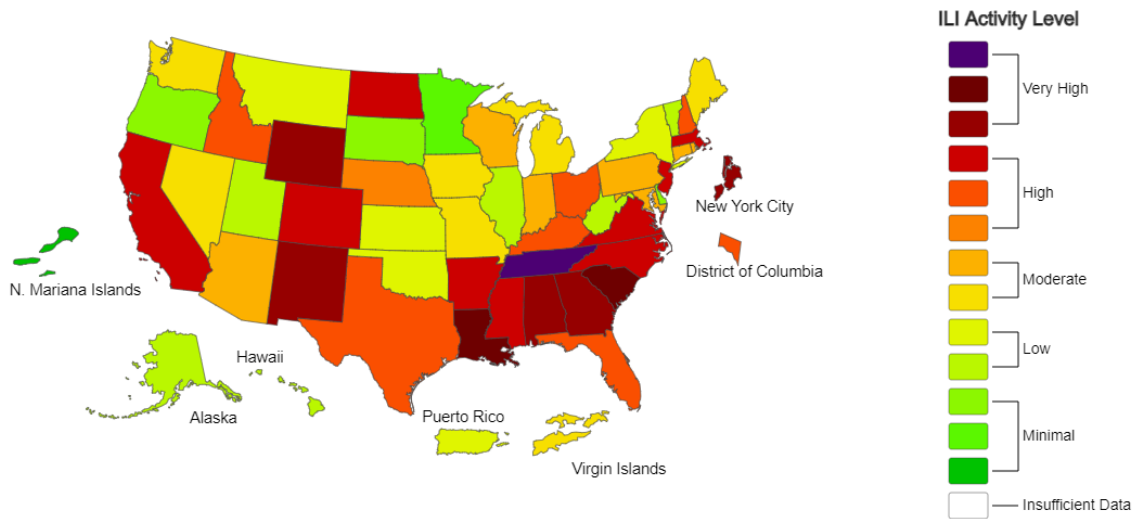


A Weekly Influenza Surveillance Report Prepared by the Influenza Division

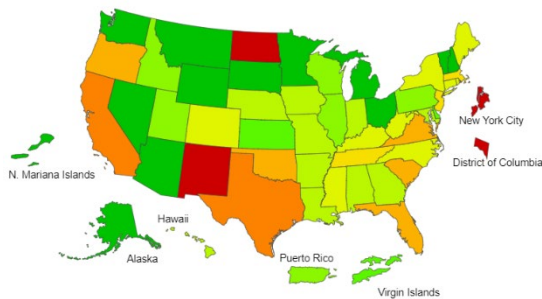
Outpatient Respiratory Illness Activity Map Determined by Data Reported to ILINet

This system monitors visits for respiratory illness that includes fever plus a cough or sore throat, also referred to as ILI, not laboratory confirmed influenza and may capture patient visits due to other respiratory pathogens that cause similar symptoms.

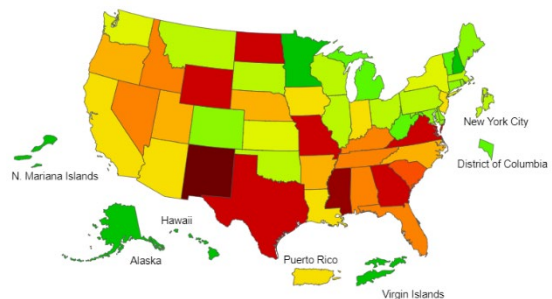
2023-24 Influenza Season Week 2 ending Jan 13, 2024



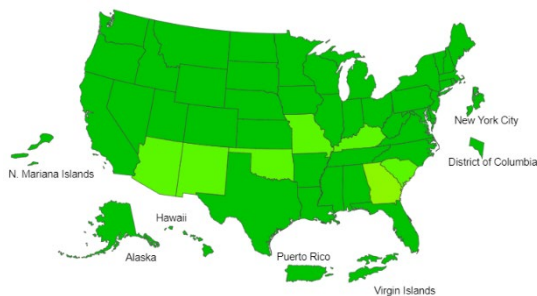
2022-23 Influenza Season Week 2 ending Jan 14, 2023



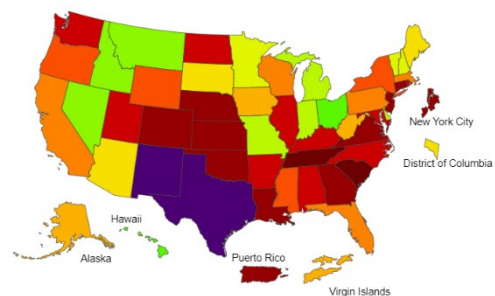
2021-22 Influenza Season Week 2 ending Jan 15, 2022



2020-21 Influenza Season Week 2 ending Jan 16, 2021



2019-20 Influenza Season Week 2 ending Jan 11, 2020



\*This map uses the proportion of outpatient visits to healthcare providers for influenza-like illness to measure the ILI activity level within a state. It does not, however, measure the extent of geographic spread of flu within a state. Therefore, outbreaks occurring in a single city could cause the state to display high activity levels.

\*Data collected in ILINet may disproportionately represent certain populations within a state, and therefore may not accurately depict the full picture of influenza activity for the whole state.

\*Data displayed in this map are based on data collected in ILINet, whereas the State and Territorial flu activity map are based on reports from state and territorial epidemiologists. The data presented in this map is preliminary and may change as more data is received.

\*Differences in the data presented by CDC and state health departments likely represent differing levels of data completeness with data presented by the state likely being the more complete.

## SUMMARY

There was a total of 73 new laboratory confirmed influenza cases in Bridgeport for the week ending 1/20/2024, a 41% decrease from the previous week. Influenza cases in Bridgeport for January 2024 (307 cases) have surpassed the number of cases seen in January 2023 (88 cases) and January 2022 (48 cases). Flu tests are still dominated by the influenza type A virus and very little subtype analysis is being done. When examined by age group, 45-65 year olds have the highest percentage of total cases (23.6%) followed by 5-15 year olds (18.4%) and then 30-45 year olds (17.9%). The incidence rate has decreased to 49.2 cases per 100,000 population. In comparison, during this week last year the incidence rate was 12.1 per 100,000.

In Connecticut, there were 1,659 new influenza cases reported bringing the seasonal total to 11,348. There were also 106 new hospitalizations and 5 new deaths due to influenza for the week ending 1/13/2024. This brings the seasonal total to 751 hospitalizations and 38 deaths. Fairfield County had high levels of influenza like illness (ILI) activity as did New Haven County. The New York metro region had very high levels of ILI activity.

Connecticut was at moderate levels of ILI activity, indicating a steady decrease in influenza-like symptoms across the state. Nationally, there were 8 states/regions at very high ILI activity levels and 17 states/regions at high levels. The hot spots of ILI activity that were seen early in the season have dispersed and are no longer concentrated in the Southeastern US.

## PRECAUTIONS TO TAKE

- Get vaccinated every flu season
- Cover your coughs and sneezes
- Wash your hands often
- Avoid touching your eyes, nose, and mouth
- Clean and disinfect surfaces that may be contaminated with the flu virus
- Avoid close contact with people who are sick and if you are sick limit contact with others
- If you have the flu, stay home for at least 24 hours after the fever is gone (except to get medical care or other necessities) without fever-reducing medication
- Take antiviral drugs if your doctor prescribes them

## MORE INFORMATION

[How does the flu make you sick? \(video\)](#)

[What should you do if you have the flu? \(video\)](#)

[Is it the flu or COVID-19? \(website\)](#)



[Flu Vaccine Information \(website\)](#)

## DATA SOURCES

- CTEDSS – Bridgeport Influenza Cases
- [CT DPH Weekly Viral Respiratory Disease Update](#)
- [CDC FluView – Weekly Influenza Summary](#)