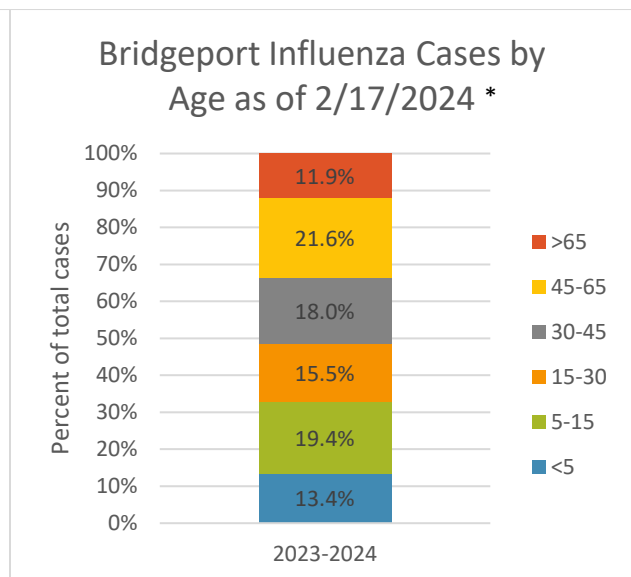
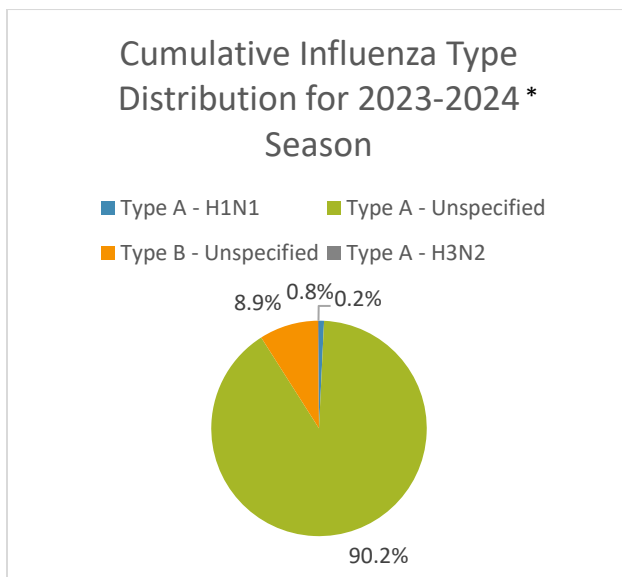
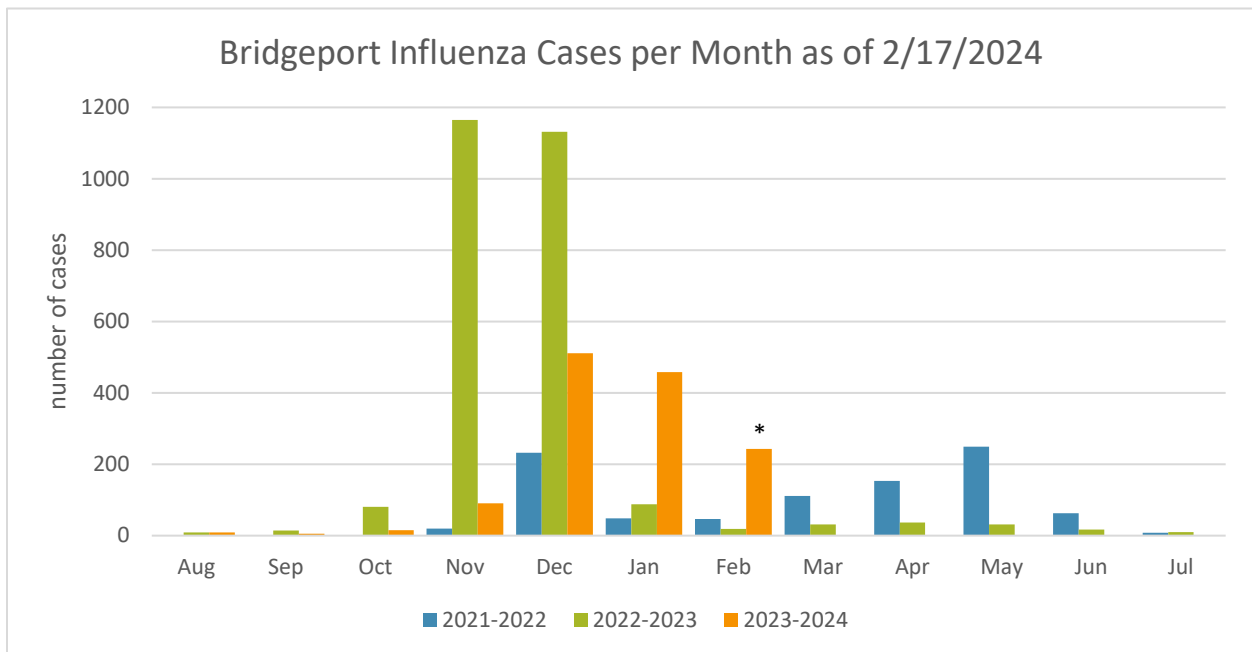


# INFLUENZA EPI REPORT: 2023-2024

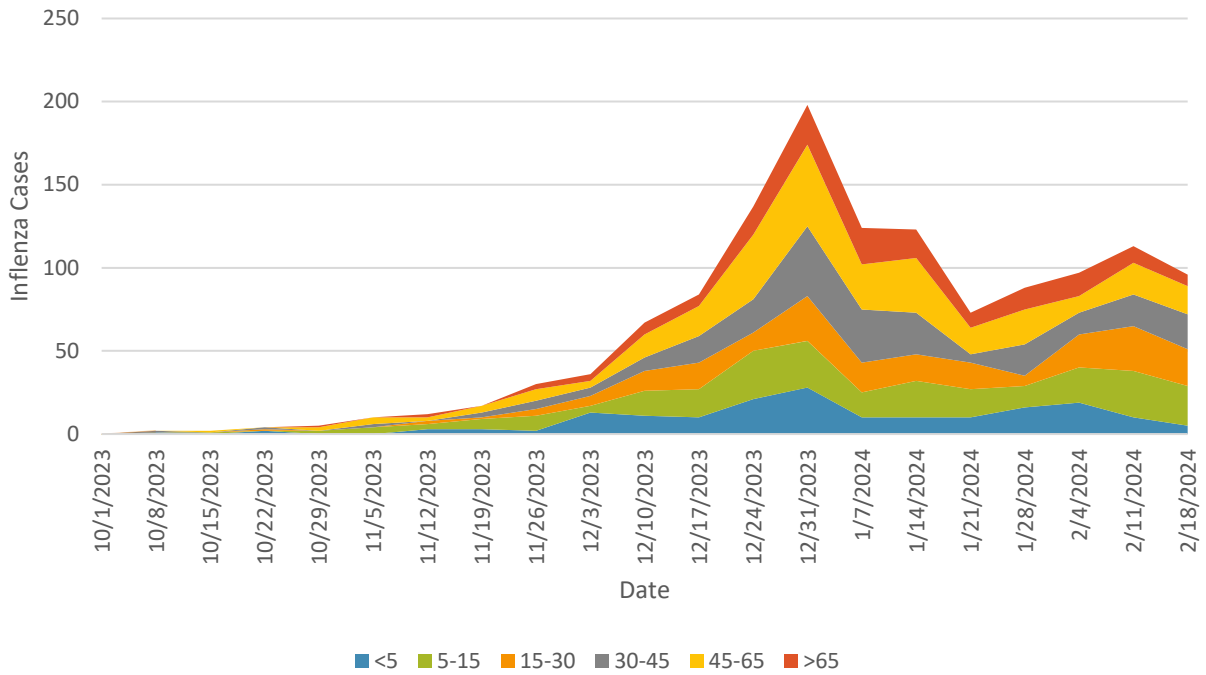
WEEK 7 – FEBRUARY 17, 2024

## BRIDGEPORT – CASES REPORTED THROUGH FEBRUARY 17, 2024

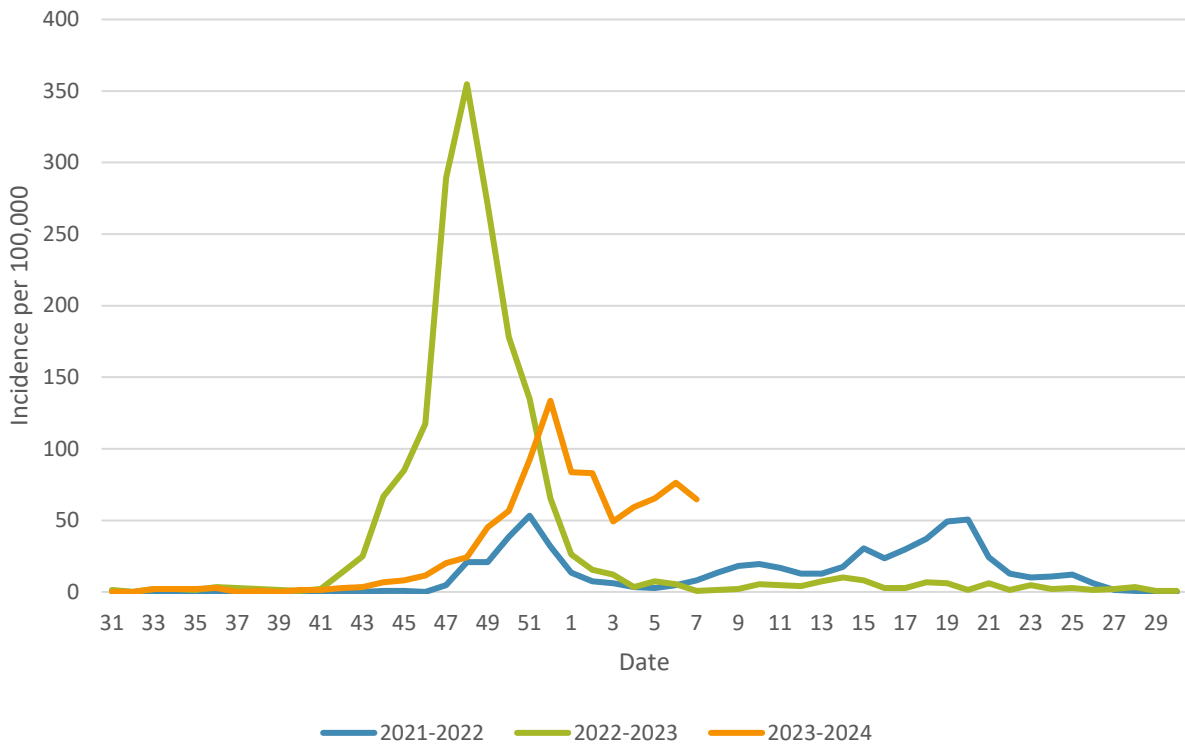
NEW CASES THIS WEEK	PERCENT CHANGE SINCE PREVIOUS WEEK	TOTAL CASES (SINCE 10/01/2023)
96	↓ 15.0%	1,318

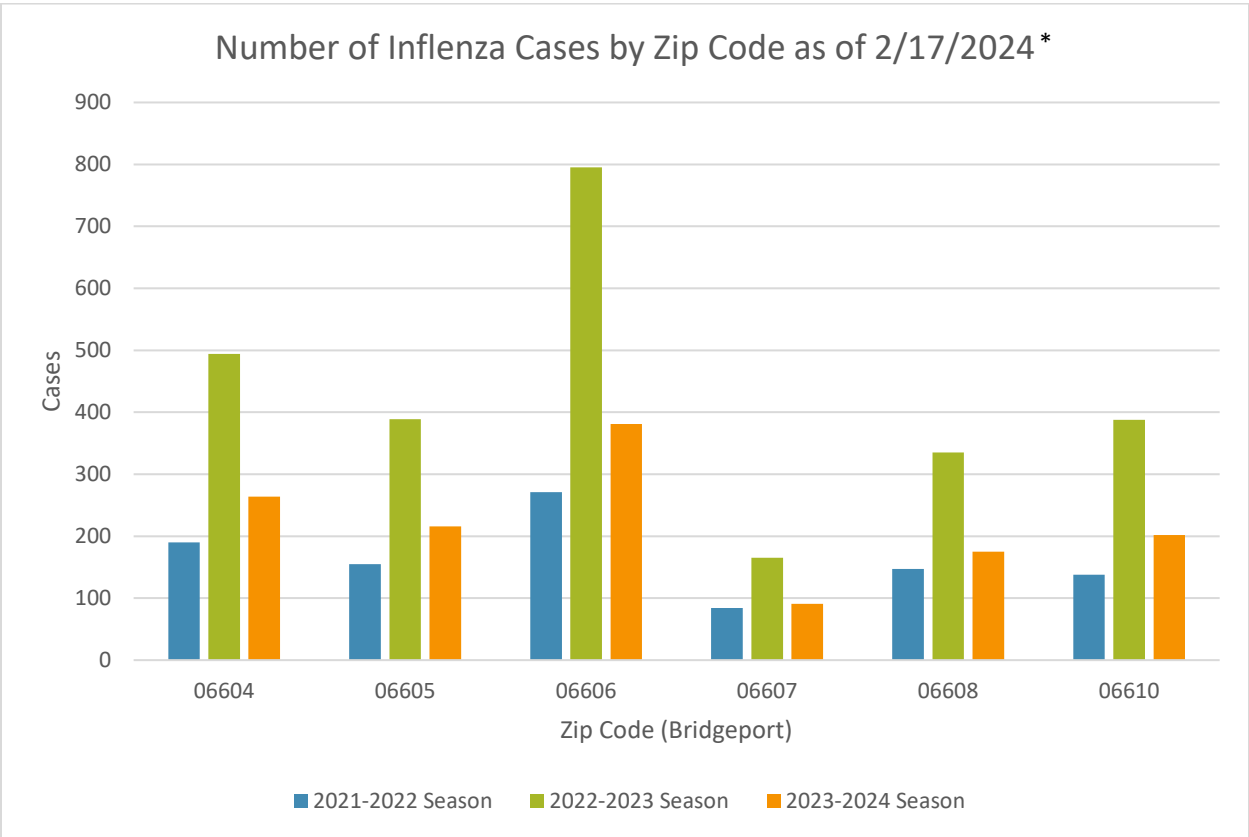
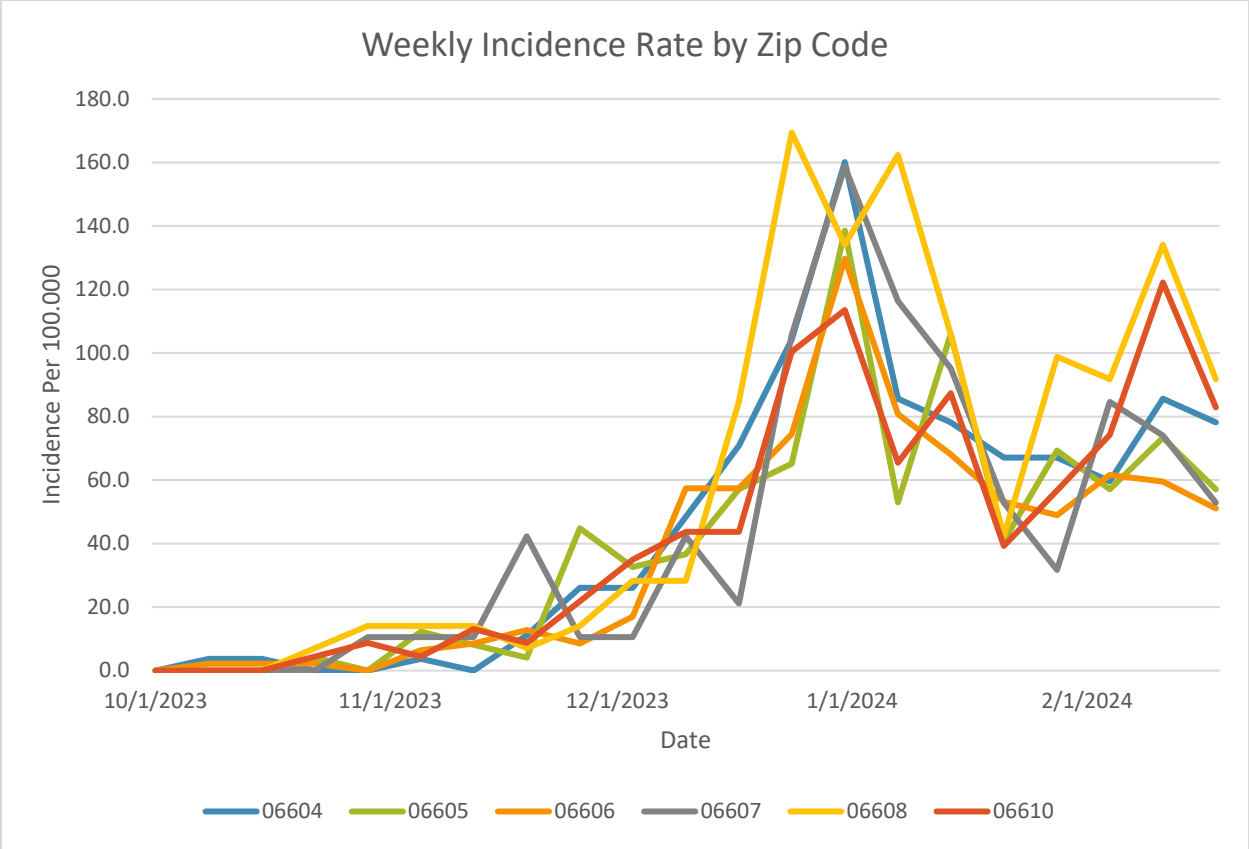


Weekly Number of New Influenza Cases by Age  
2022-2023 Season



Influenza Weekly Incidence Rate in Bridgeport as of 2/17/2024



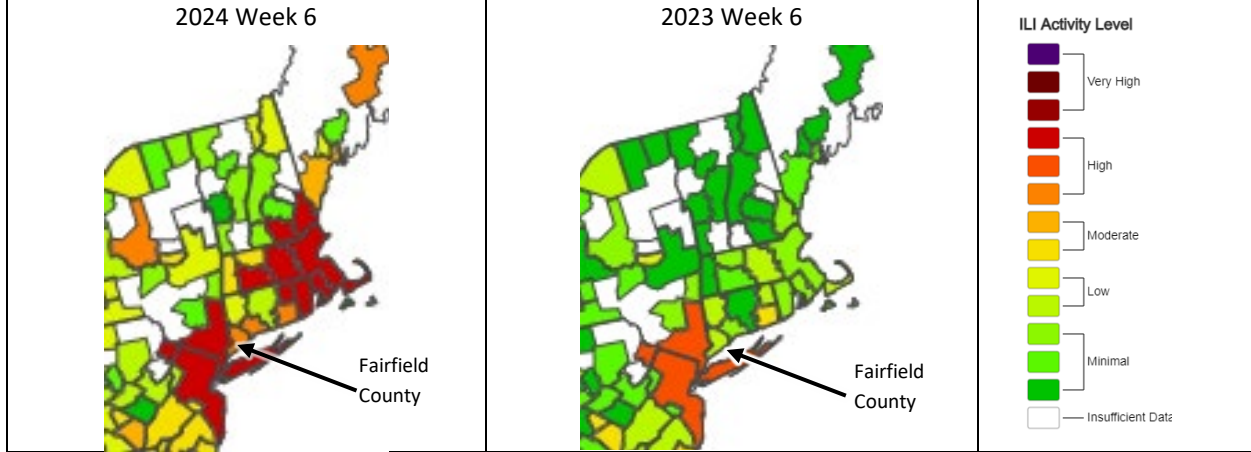




A Weekly Influenza Surveillance Report Prepared by the Influenza Division

Outpatient Respiratory Illness Activity Map Determined by Data Reported to ILINet

This system monitors visits for respiratory illness that includes fever plus a cough or sore throat, also referred to as ILI, not laboratory confirmed influenza and may capture patient visits due to other respiratory pathogens that cause similar symptoms.



	<b>Week ending 2/10/2024</b>	<b>Total this season</b>
<i>CT Influenza Cases</i>	1,352	17,252
<i>CT Influenza Hospitalizations</i>	96	1,139
<i>CT Influenza Deaths</i>	1	64

NATIONAL INFLUENZA MAPS PAST SEASON COMPARISON 2019-2023

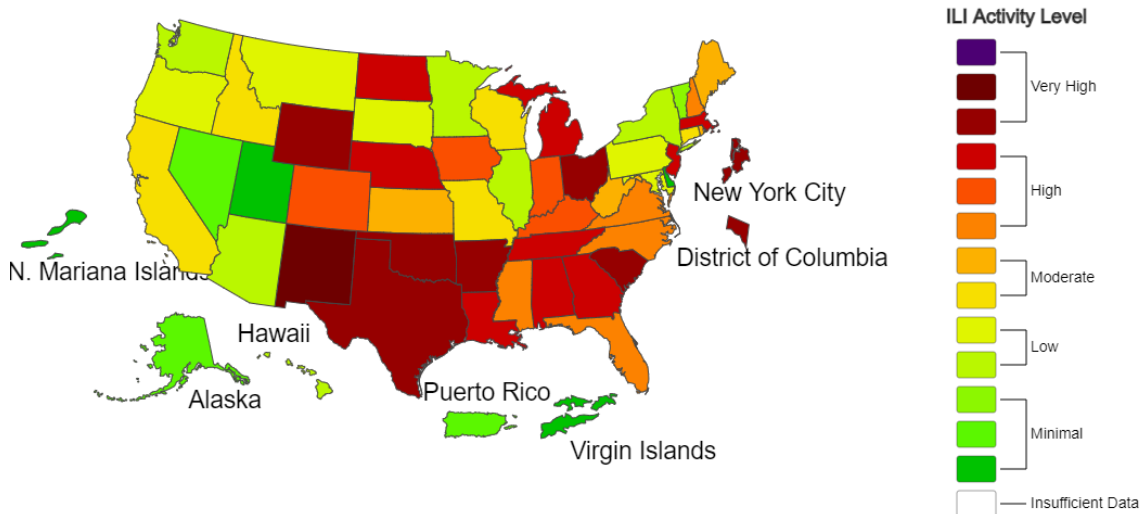


A Weekly Influenza Surveillance Report Prepared by the Influenza Division

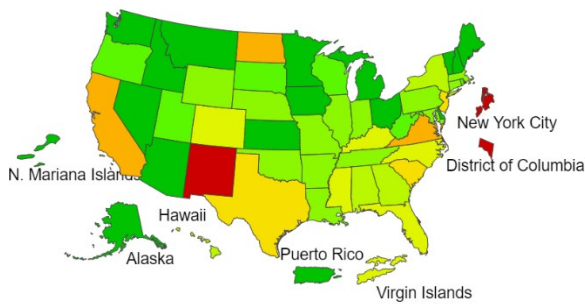
Outpatient Respiratory Illness Activity Map Determined by Data Reported to ILINet

This system monitors visits for respiratory illness that includes fever plus a cough or sore throat, also referred to as ILI, not laboratory confirmed influenza and may capture patient visits due to other respiratory pathogens that cause similar symptoms.

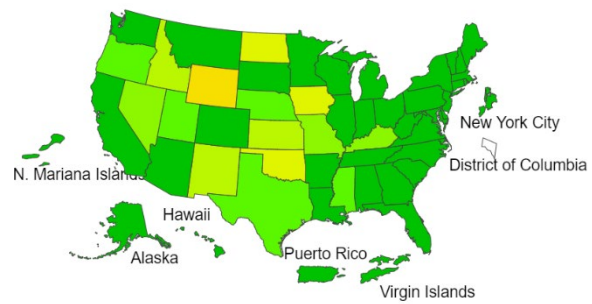
2023-24 Influenza Season Week 6 ending Feb 10, 2024



2022-23 Influenza Season Week 6 ending Feb 11, 2023



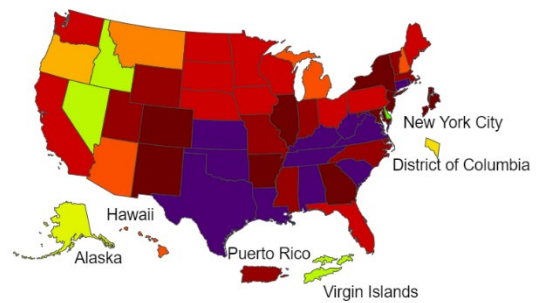
2021-22 Influenza Season Week 6 ending Feb 12, 2022



2020-21 Influenza Season Week 6 ending Feb 13, 2021



2019-20 Influenza Season Week 6 ending Feb 08, 2020



\*This map uses the proportion of outpatient visits to healthcare providers for influenza-like illness to measure the ILI activity level within a state. It does not, however, measure the extent of geographic spread of flu within a state. Therefore, outbreaks occurring in a single city could cause the state to display high activity levels.

\*Data collected in ILINet may disproportionately represent certain populations within a state, and therefore may not accurately depict the full picture of influenza activity for the whole state.

\*Data displayed in this map are based on data collected in ILINet, whereas the State and Territorial flu activity map are based on reports from state and territorial epidemiologists. The data presented in this map is preliminary and may change as more data is received.

\*Differences in the data presented by CDC and state health departments likely represent differing levels of data completeness with data presented by the state likely being the more complete.

## SUMMARY

There were 96 new laboratory confirmed cases of influenza reported in Bridgeport for the week ending 2/3/2024; this is a 15.0% decrease as compared to the previous week, bringing the total number of cases since 10/01/2023 to 1,318 for Bridgeport. Cases continue to impact the 45-65 year age group more heavily than any other (with 21.6% of the reported cases), with the 5-15 year age group as the second most impacted (with 19.4% of the reported cases). The incidence rate decreased from last week (76.2 per 100,000 to 64.7 per 100,000). All zip codes in Bridgeport experienced a decrease in the incidence rates of influenza this week.

For the week ending February 10, 2024 there were approximately 1,352 new influenza cases in Connecticut, 96 hospitalizations, and 1 deaths. Fairfield County is at high levels of influenza like illness (ILI) activity along with New Haven County and the NYC metro region.

Connecticut was at moderate levels of ILI activity for the week ending February 10, 2024. Nationally, there were 9 states/regions at very high ILI activity levels, 18 states/regions at high levels, and 8 states/regions at moderate levels.

## PRECAUTIONS TO TAKE

- Get vaccinated every flu season
- Cover your coughs and sneezes
- Wash your hands often
- Avoid touching your eyes, nose, and mouth
- Clean and disinfect surfaces that may be contaminated with the flu virus
- Avoid close contact with people who are sick and if you are sick limit contact with others
- If you have the flu, stay home for at least 24 hours after the fever is gone (except to get medical care or other necessities) without fever-reducing medication
- Take antiviral drugs if your doctor prescribes them

## MORE INFORMATION

[How does the flu make you sick? \(video\)](#)

[What should you do if you have the flu? \(video\)](#)

[Is it the flu or COVID-19? \(website\)](#)

[Flu Vaccine Information \(website\)](#)



## DATA SOURCES

Updated February 23, 2024

\*data are incomplete

- CTEDSS – Bridgeport Influenza Cases
- [CT DPH Weekly Viral Respiratory Disease Update](#)
- [CDC FluView – Weekly Influenza Summary](#)