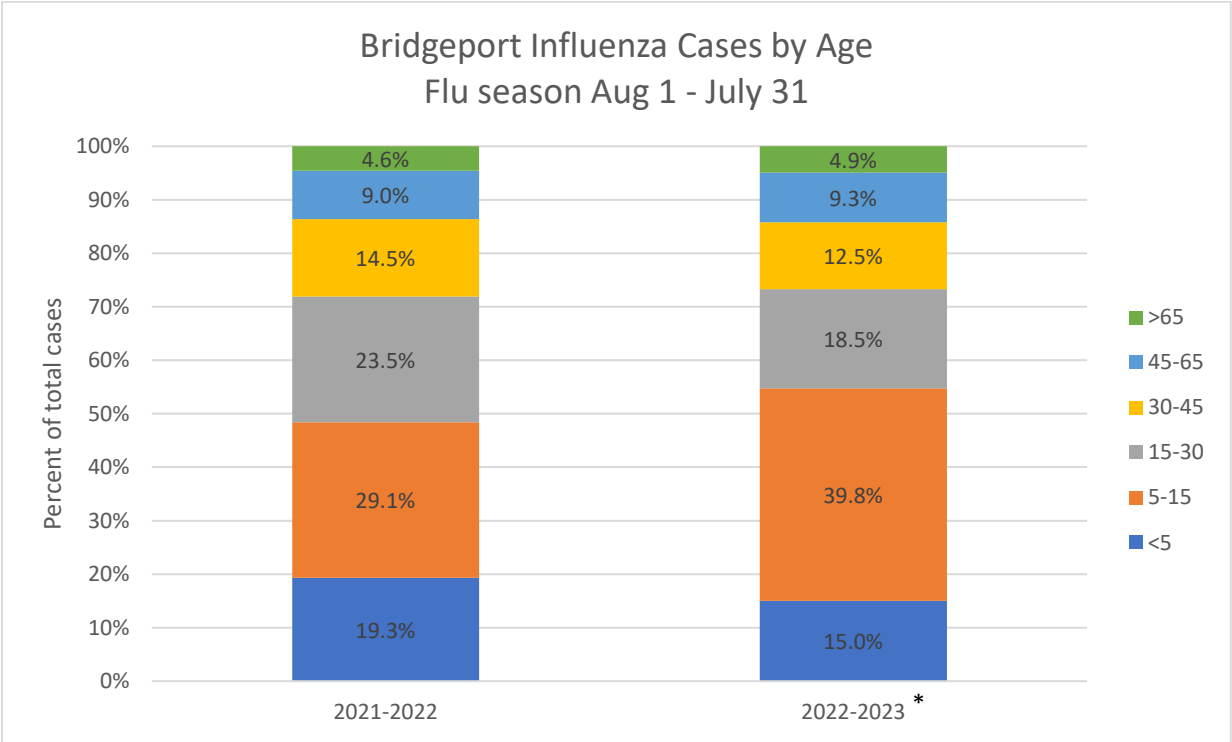
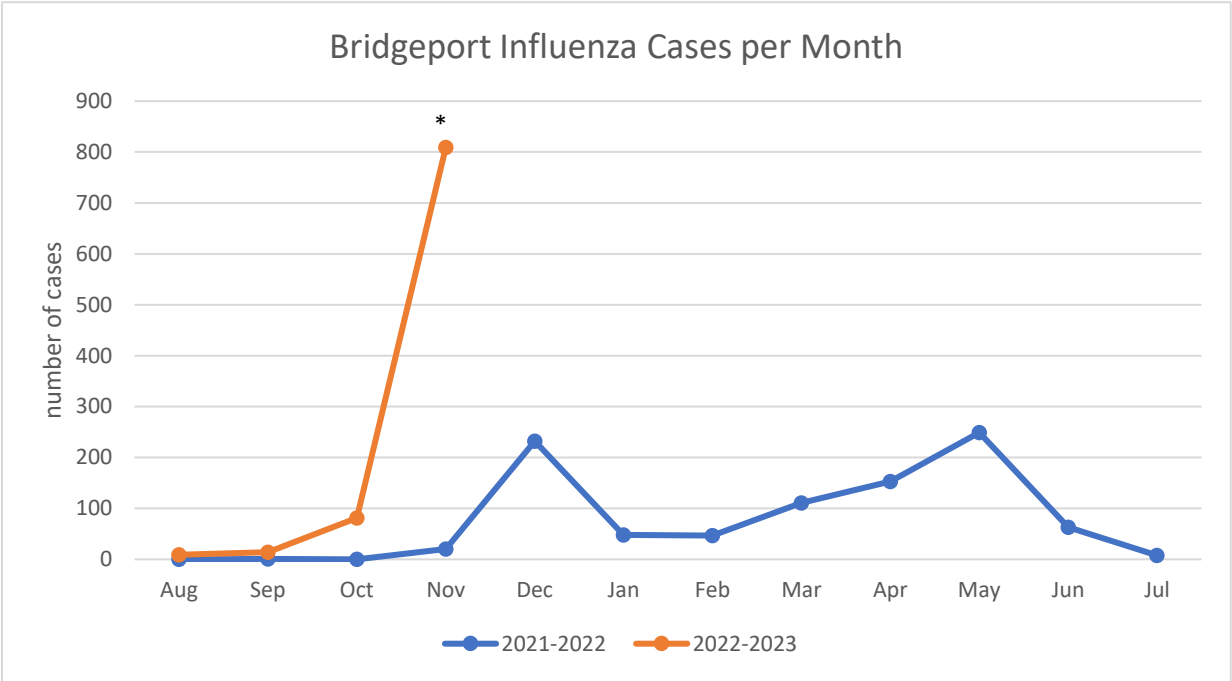


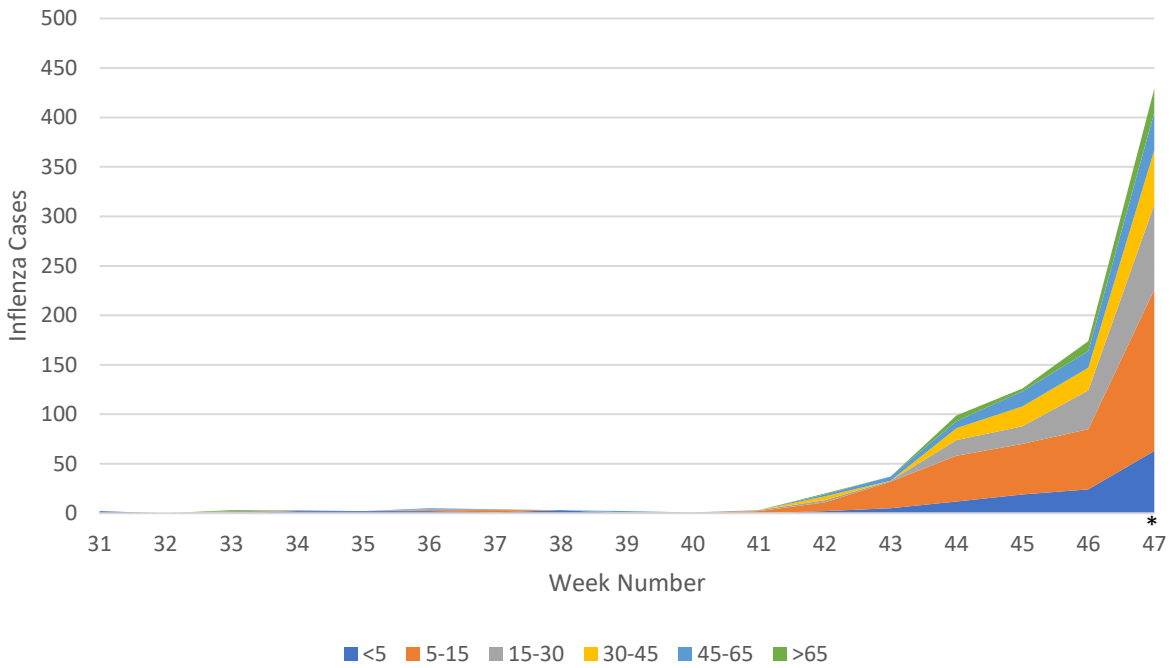
INFLUENZA EPI REPORT: 2022-2023 SEASON

WEEK 47 – ENDING NOVEMBER 26, 2022

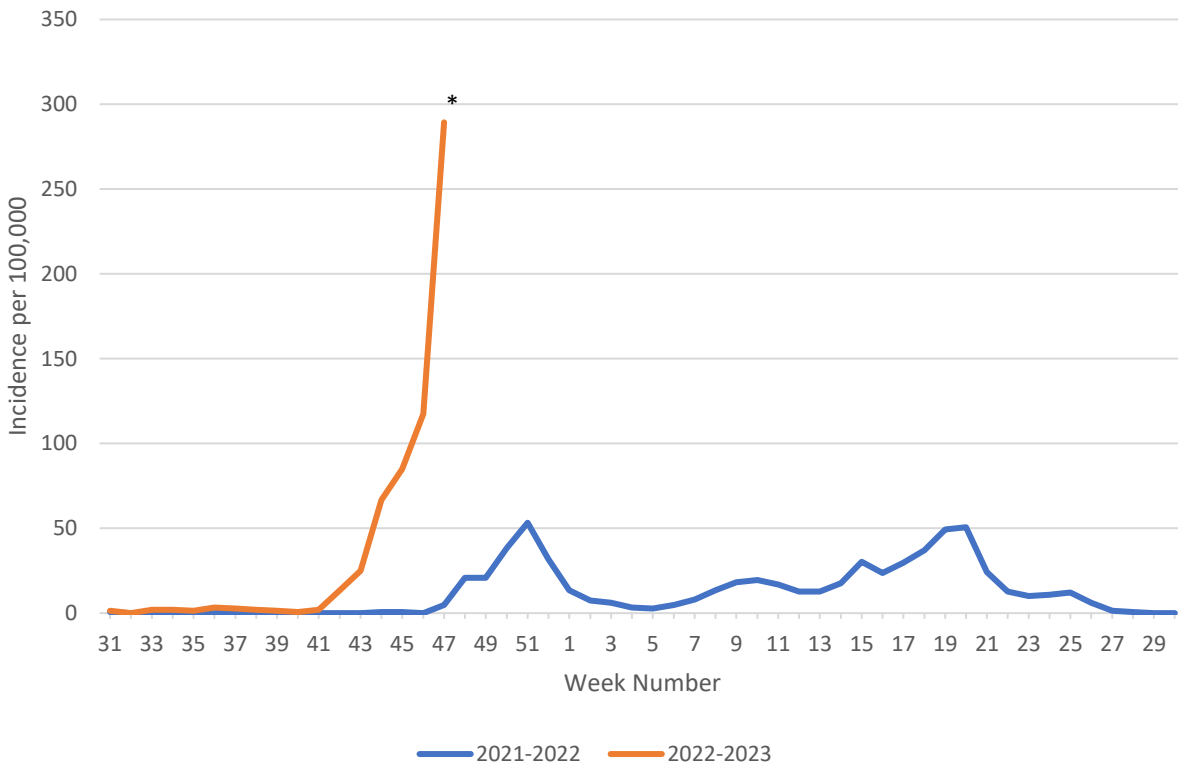
BRIDGEPORT – CASES REPORTED THROUGH NOVEMBER 26, 2022



Weekly Number of New Influenza Cases by Age
2022-2023 Season

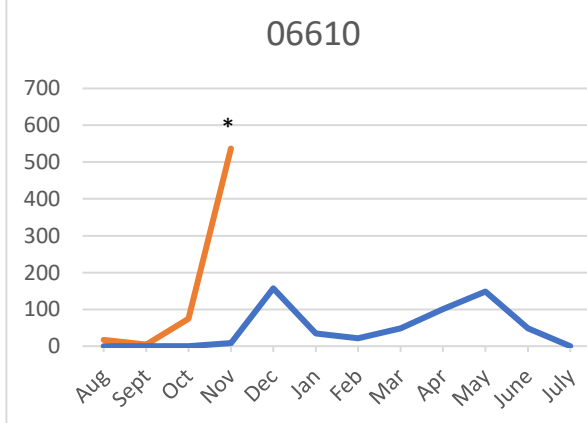
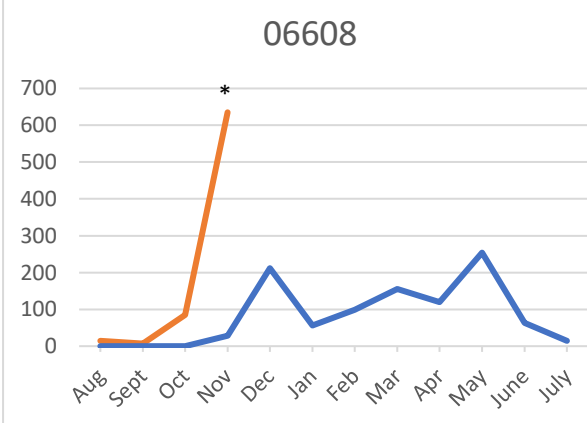
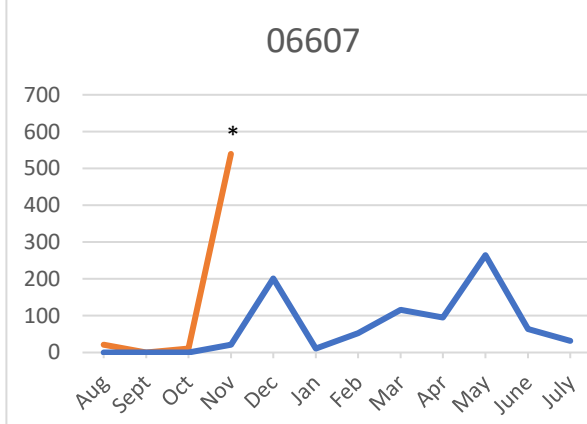
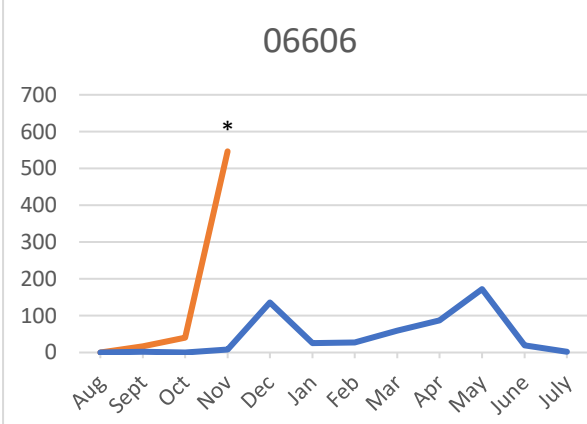
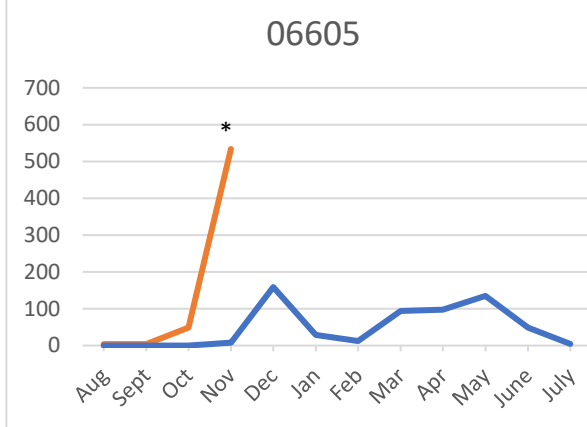
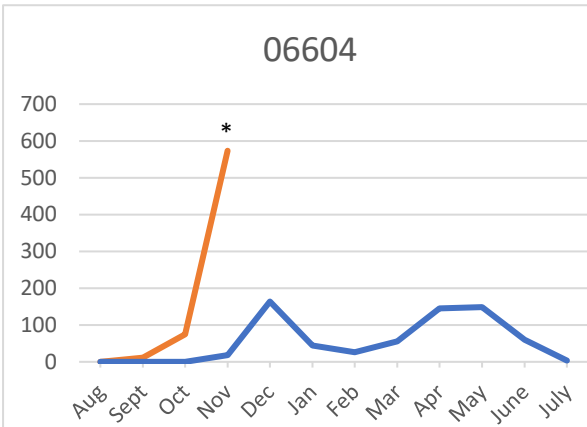


Influenza Weekly Incidence Rate in Bridgeport

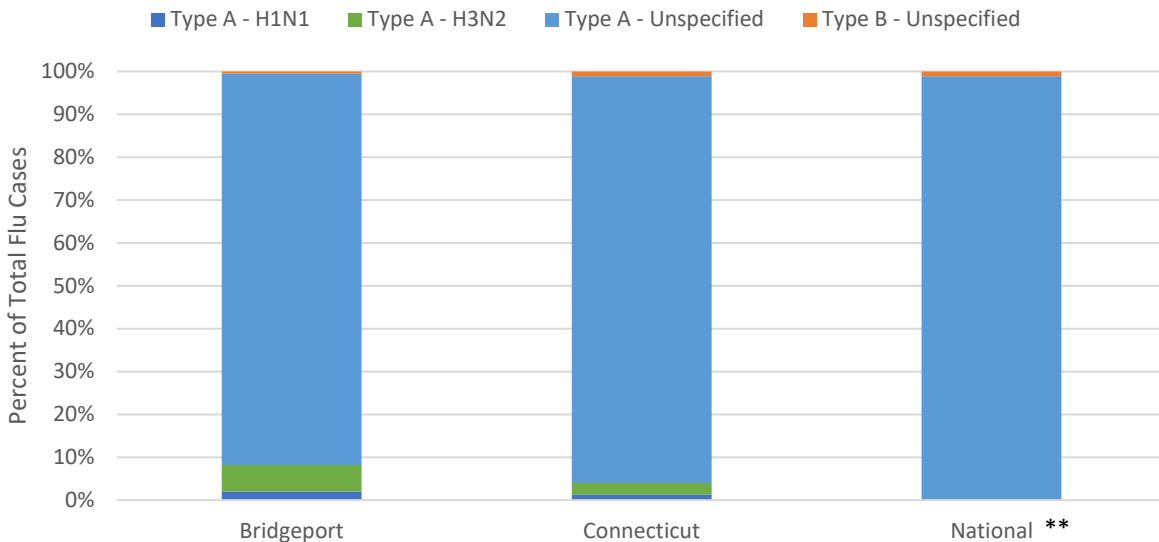


Influenza Monthly Incidence Rate per 100,000 by Zip Code

— 2021-2022 — 2022-2023

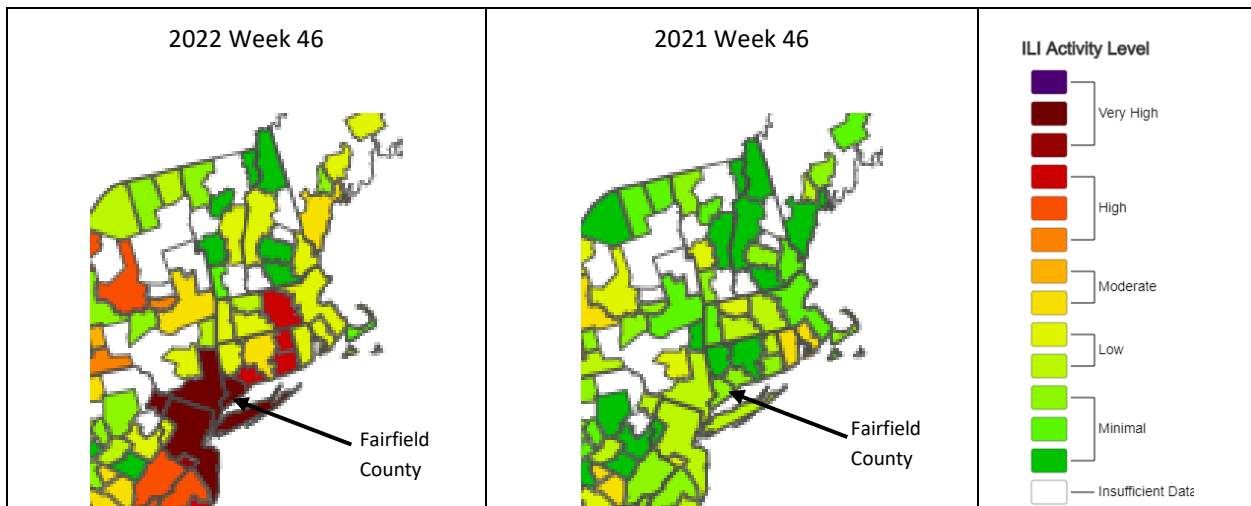
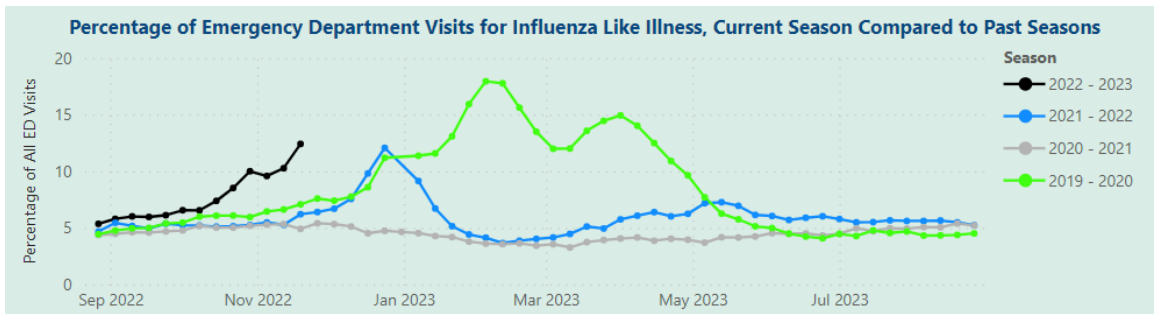


Cumulative Influenza Type Distribution for 2022-2023 Season as of November 26, 2022*



**National data does not include subtyping of influenza viruses

CONNECTICUT – WEEK 46 ENDING NOVEMBER 19, 2022



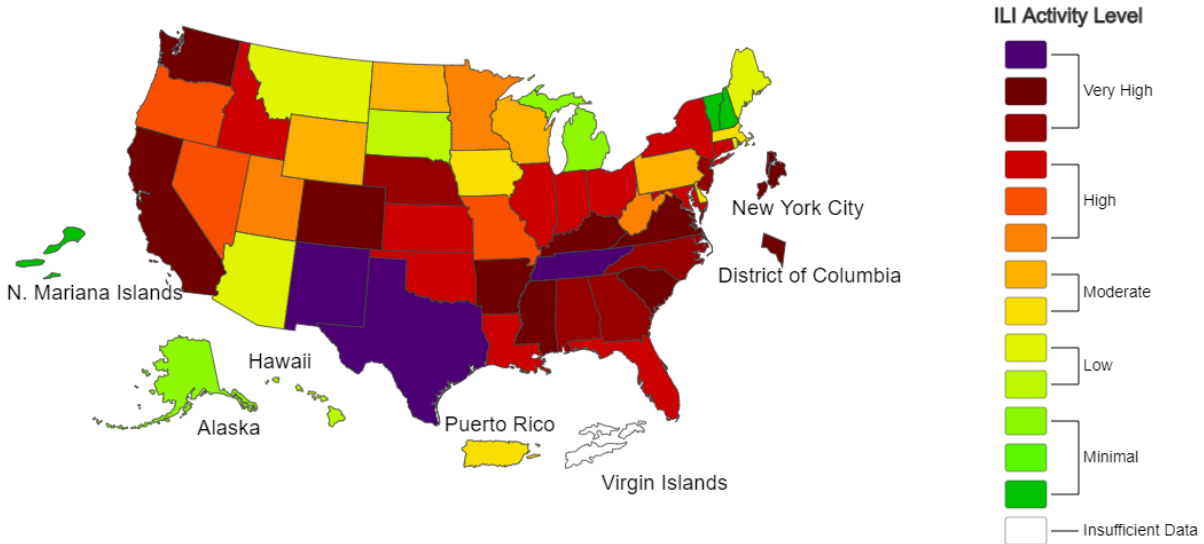
Updated November 28, 2022

*data are incomplete

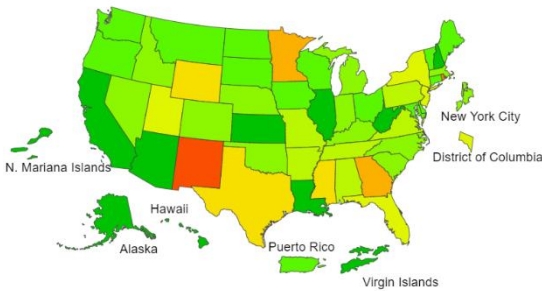
UNITED STATES – WEEK 46 ENDING NOVEMBER 19, 2022

NATIONAL INFLUENZA MAPS PAST SEASON COMPARISON 2018-2022

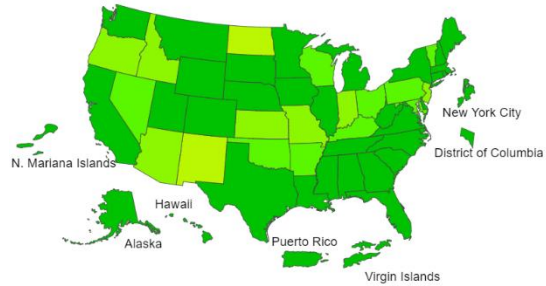
2022-23 Influenza Season Week 46 ending Nov 19, 2022



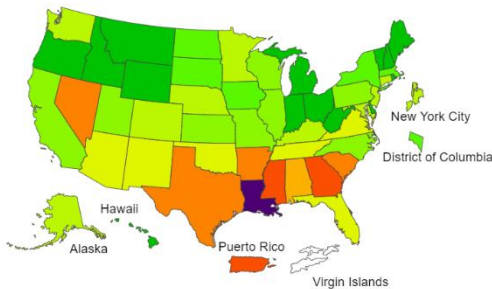
2021-22 Influenza Season Week 46 ending Nov 20, 2021



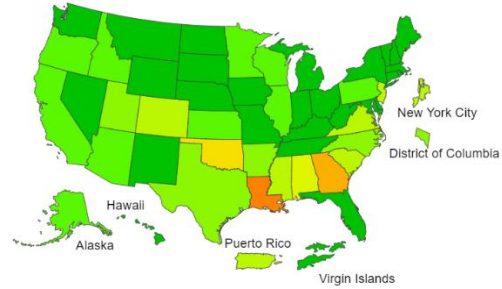
2020-21 Influenza Season Week 46 ending Nov 14, 2020



2019-20 Influenza Season Week 46 ending Nov 16, 2019



2018-19 Influenza Season Week 46 ending Nov 17, 2018



SUMMARY

Influenza cases in Bridgeport continue a steep upward trend. To date, the 2022-2023 season has had 913 laboratory confirmed influenza cases. Comparatively, the entire 2021-2022 season saw 932 influenza case. By age, the majority of cases are still in the 5-15 year age group with 39.8% of total influenza cases in Bridgeport. The 15-30 age group has the next largest proportion of cases (18.5%) but remains below the percent of cases seen in the previous season (23.5%). Cases in <5 years are holding steady at 15% of the total and cases in 45 years and up are

similar to the percentages seen in the previous season. The weekly increase in number of cases is primarily driven by the <5 and 5-15 year age group, but the 15-30 year age group also factors into this. The weekly incidence rate of influenza remains on an exponential increase trend, nearly reaching 300 cases per 100,000 population for this past week. The incidence rate of flu cases in Bridgeport is over 10x higher than this week last year. All zip codes in Bridgeport show dramatic increases in the monthly incidence rate of influenza cases, surpassing the highest numbers seen in the 2021-2022 season. The majority of laboratory confirmed influenza cases are influenza virus type A in Bridgeport as well as in the state and nationally. Not all influenza samples are sent for further subtyping, but among those samples that are, H3N2 is the dominant subtype.

For Connecticut, the percentage of ED visits for influenza like illness has risen after remaining steady for the previous two weeks. The percentage of visits has met the high point of the 2021-2022 season but remains below the highest point of the 2019-2020 season. Fairfield County is ranked as having very high levels of influenza like illness activity, compared to being ranked at minimal levels of activity last year at this time. The nearby NYC metro area is also ranked at very high while New Haven County is ranked at high levels of activity.

Nationally, influenza like illness activity levels are rising, but there are pockets of lowering activity. 18 states/regions are at very high levels of activity and 15 are at high levels of activity (including CT). ILI activity is lowering in the Southeastern US and increasing in the West and Midwest regions. Northern New England, spots in the upper Midwest, and outer states/islands have yet to reach the ILI activity levels seen in the majority of the US. Only 5 states/regions remain at minimal levels of ILI activity (Vermont, New Hampshire, Michigan, Alaska, and the N. Mariana Islands). We are approaching the typical time for ILI activity increases, as shown in the maps from previous year's activity levels. It remains to be seen if what we are seeing this season is an early peak of flu activity or a dramatically more severe flu season overall.

PRECAUTIONS TO TAKE

- Get vaccinated every flu season
- Cover your coughs and sneezes
- Wash your hands often
- Avoid touching your eyes, nose, and mouth
- Clean and disinfect surfaces that may be contaminated with the flu virus
- Avoid close contact with people who are sick and if you are sick limit contact with others
- If you have the flu, stay home for at least 24 hours after the fever is gone (except to get medical care or other necessities) without fever-reducing medication
- Take antiviral drugs if your doctor prescribes them

MORE INFORMATION

[How does the flu make you sick? \(video\)](#)

[What should you do if you have the flu? \(video\)](#)

[Is it the flu or COVID-19? \(website\)](#)

[Flu Vaccine Information \(website\)](#)

DATA SOURCES

- CTEDSS – Bridgeport Influenza Cases
- CT DPH Flu Tracker
- CDC FluView – Weekly Influenza Summary <https://www.cdc.gov/flu/weekly/usmap.htm>